



**1 WASHINGTON**  
**August 30, 7 p.m. PT**  
**Autzen Stadium (Eugene, Ore.)**  
**TV: FSN Radio: OSN**



**Location:** Seattle, Wash.  
**President:** Dr. Mark Emmert  
**Nickname:** Huskies  
**Stadium:** Husky (72,500)  
**Field Surface:** FieldTurf  
**Conference:** Pacific-10  
**Enrollment:** 42,000  
**Colors:** Purple & Gold

**Offense:** Power Spread  
**Defense:** 4-3  
**2007 Record:** 5-7  
**League Record/Finish:** 2-7/10th  
**Final 2007 Rank:** None  
**Lettermen Returning/Lost:** 30/23  
**First Football Season:** 1889  
**Last Bowl Appearance:** 2002 (Sun)


**Acting Director of Athletics:** Scott Woodward (425-641-0109)

**Media Relations Office Telephone:** (206) 543-2230  
**Football Contact:** Jeff Bechthold  
**Mailing Address:** 3910 Montlake Boulevard N.E., Seattle, WA 98195  
**E-Mail:** bechthold@u.washington.edu  
**Fax:** (206) 543-5000  
**Press Box Phone:** (206) 543-2230

**Head Coach:** Tyrone Willingham (Michigan State '77)  
**Football Office Telephone:** (206) 543-2223  
**Best Time to Call Weekdays:** Monday, noon teleconference  
**Record at Washington:** 11-25 (3 years)  
**Career Head Coaching Record:** 76-77-1 (13 years)  
**Record vs. Oregon:** 3-5



**Tyrone Willingham**



**Jake Locker**

**Assistant Coaches, Offense:** Tim Lappano (coordinator/quarterbacks), Charlie Baggett (wide receivers), Mike Denbrock (line), Steve Gervais (running backs), Brian White (tight ends and special teams), Luke Huard (graduate assistant).  
**Assistant Coaches, Defense:** Ed Donatell (coordinator), Randy Hart (line), Chris Tormey (linebackers), J.D. Williams (secondary), Anthony Gabriel (graduate assistant).

**Top Returning Rushers:** Jake Locker 172-986, 13TD; Brandon Johnson 51-196, 2TD. **Top Returning Passer:** Jake Locker 155-328-15, 14 TD. **Top Returning Receiver:** Michael Gottlieb 12-136, 0TD. **Top Returning Scorers:** Ryan Perkins 0-45-15, 90 pts.; Jake Locker 13-1-1, 78 pts.; Luke Kravitz 4-0-0, 24 pts.

**Offensive Starters Returning (7):** QB Jake Locker, FB Paul Homer, RG Casey Bulyca, LG Ryan Tolar, LT Ben Ossai, C Juan Garcia, TE Michael Gottlieb.  
**Defensive Starters Returning (6):** DE Daniel Te'O-Nesheim, ILB Trenton Tuiasosopo, OLB E.J. Savannah, FS Mesphin Forrester, SS Darin Harris, CB Byron Davenport.  
**Specialists Returning (2):** P/KO Jared Ballman, FG/PAT Ryan Perkins.

**2008 Schedule**  
**Aug. 30 @OREGON**  
 Sept. 6 BYU  
 Sept. 13 Oklahoma  
 Sept. 27 STANFORD  
 Oct. 4 @ARIZONA  
 Oct. 18 OREGON STATE  
 Oct. 25 Notre Dame  
 Nov. 1 @USC  
 Nov. 8 ARIZONA STATE  
 Nov. 15 UCLA  
 Nov. 22 @WASHINGTON STATE  
 Dec. 6 @CALIFORNIA

**2007 Results (5-7)**  
 Washington 42, @Srycause 12  
 Washington 24, Boise State 10  
 Ohio State 33, @Washington 14  
 @UCLA 44, Washington 31  
 USC 27, @Washington 24  
 @Arizona State 44, Washington 20  
**Oregon 55, @Washington 34**  
 Arizona 48, @Washington 41  
 Washington 27, @Stanford 9  
 @Oregon State 29, Washington 23  
 Washington 37, California 23  
 Washington State 42, @Washington 35  
 @Hawaii 35, Washington 28

**Series Record: Washington leads 58-37-5**

**2 UTAH STATE**  
**September 6, TBA**  
**Autzen Stadium (Eugene, Ore.)**  
**TV: TBA Radio: OSN**



**Location:** Logan, Utah  
**President:** Stan Albrecht  
**Nickname:** Aggies  
**Stadium:** Romney (25,513)  
**Field Surface:** SprinTurf  
**Conference:** Western Athletic  
**Enrollment:** 23,908  
**Colors:** Navy, Blue & White

**Offense:** Multiple  
**Defense:** 4-3  
**2007 Record:** 2-10  
**League Record/Finish:** 2-6/7th  
**Final 2007 Rank:** None  
**Lettermen Returning/Lost:** 35/11  
**First Football Season:** 1892  
**Last Bowl Appearance:** 1997 (Humanitarian)


**Acting Director of Athletics:** Scott Barnes (435) 797-2060

**Media Relations Office Telephone:** (435) 797-2066  
**Football Contact:** Zach Fisher  
**Mailing Address:** 7400 Old Main Hill, Logan, UT 84322  
**E-Mail:** zach.fisher@usu.edu  
**Fax:** (435) 797-2615  
**Press Box Phone:** (435) 797-1686

**Head Coach:** Brent Guy (Oklahoma State '83)  
**Football Office Telephone:** (435) 797-1870  
**Best Time to Call Weekdays:** Monday, 10:53-11:00 teleconference  
**Record at Utah State:** 6-31 (3 years)  
**Career Head Coaching Record:** same  
**Record vs. Oregon:** 0-0



**Brent Guy**



**Derrvin Speight**

**Assistant Coaches, Offense:** Darrell Dickey (coordinator/quarterbacks), Jeff Copp (safeties/kickoff team), Shaun Johnson (runningbacks/kickoff return), Tracy Smith (tight ends), Greg Stevens (wide receivers), Vance Vice (offensive line coach), John Rushing (cornerback/punt returns), Tony Flores (graduate assistant/kickers).  
**Assistant Coaches, Defense:** Mark Johnson (coordinator/linebackers), Danilo Robinson (defensive line/recruiting coordinator), Thomas Dunson (graduate assistant/line), Jake Scharnhorst (strength and conditioning).

**Top Returning Rushers:** Derrvin Speight 129-504, 3TD; Curtis Marsh 82-302, 2TD. **Top Returning Passer:** Jase McCormick 25-40-5, 2TD. **Top Returning Receivers:** Rob Myers 21-320, 3TD; Otis Nelson 20-189, 1TD. **Top Returning Scorers:** Peter Caldwell 0-25-13, 64 pts; Derrvin Speight 3-1-0, 20 pts.

**Offensive Starters Returning (6):** C Ryan Tonnemacher, LT Spencer Johnson, RT Derek Hoke, TE Rob Myers, WR Otis Nelson, TB Derrvin Speight.  
**Defensive Starters Returning (9):** DT Alan Bishop, DE Ben Calderwood, LB De'von Hall, LB Jake Hutton, LB Paul Igboeli, CB Josh Taylor, SS James Brindley, FS Caleb Taylor, CB Marquise Charles.  
**Specialists Returning (2):** PK Peter Caldwell, K Chris Ulinski.

**2008 Schedule**  
**Aug. 30 @UNLV**  
**Sept. 6 @Oregon**  
 Sept. 13 Utah  
 Sept. 20 IDAHO  
 Oct. 3 BYU  
 Oct. 11 @SAN JOSE STATE  
 Oct. 18 Nevada  
 Oct. 25 FRESNO STATE  
 Nov. 1 HAWAII  
 Nov. 8 @BOISE STATE  
 Nov. 15 LOUISIANA STATE  
 Nov. 29 NEW MEXICO STATE

**2007 Results (2-10)**  
 Utah State 24, @Idaho 19  
 Utah State 35, @New Mexico State 17  
 Boise State 52, @Utah State 0  
 @Fresno State 38, Utah State 27  
 Louisiana Tech 31, @Utah State 21  
 Nevada 31, @Utah State 28  
 @Hawaii'i 52, Utah State 37  
 @Utah 34, Utah State 20  
 San Jose State 23, @Utah State 20  
 @Oklahoma 54, Utah State 3  
 @Wyoming 32, Utah State 18  
 UNLV 23, @Utah State 16

**Series Record: Oregon leads 3-0**

# OPPONENTS

2008 OREGON FOOTBALL

## 3 PURDUE

**September 13, TBA**  
**Ross-Ade Stadium (West Lafayette, Ind.)**  
**TV: TBA Radio: OSN**



**Location:** West Lafayette, Ind.  
**President:** France A. Cordova  
**Nickname:** Boilermakers  
**Stadium:** Ross-Ade (62,500)  
**Field Surface:** FieldTurf  
**Conference:** Big Ten  
**Enrollment:** 39,228  
**Colors:** Black & Gold

**Offense:** One-Back  
**Defense:** 4-3  
**2007 Record:** 8-5  
**League Record/Finish:** 3-5 (7th)  
**Final 2007 Rank:** None  
**Lettermen Returning/Lost:** 41/23  
**First Football Season:** 1887  
**Last Bowl Appearance:** 2007 (Motor City)

**Athletics Director:** Morgan J. Burke  
**Media Relations Office Telephone:** (765) 494-3145  
**Football Contact:** Tom Schott (cell: 765-427-1721)  
**Mailing Address:** 900 N. University St. West Lafayette, IN 47907  
**E-Mail:** tschott@purdue.edu  
**Fax:** 765-494-5447  
**Press Box Phone:** 765-494-9079, 9080

**Head Coach:** Joe Tiller (Montana State '65)  
**Football Office Telephone:** 765-494-3220  
**Best Time to Call Weekdays:** Contact SID  
**Record at Purdue:** 83-54 (11 years)  
**Career Head Coaching Record:** 122-84-1 (17 years)  
**Record vs. Oregon:** 0-0



**Joe Tiller**



**Curtis Painter**

**Associate Head Coach:** Danny Hope (line).  
**Assistant Coaches, Offense:** Ed Zaunbrecher (coordinator/quarterbacks), Brian Rock (wide receivers), Joel Thomas (running backs), John McDonell (offensive tackles/tight ends).  
**Assistant Coaches, Defense:** Brock Spack (coordinator/linebackers), Lou Anarumo (defensive backs), Terrell Williams (defensive ends), J.D. Williams (secondary), Mark Hagen (assistant head coach/special teams/defensive tackles).

**Top Returning Rushers:** Kory Sheets 168-859, 11 TD; Jaycen Taylor 107-560, 4 TD. **Top Returning Passer:** Curtis Painter 356-569-11, 3,846, 11 TD. **Top Returning Receivers:** Greg Orton 67-752, 2TD; Kory Sheets 30-216, 2TD. **Top Returning Scorers:** Chris Summers 0-18-56, 110 pts.; Kory Sheets 13-0-0, 78 pts.

**Offensive Starters Returning (6):** RT Zach Jones, WR Greg Orton, QB Curtis Painter, LG Zach Reckman, LT Sean Sester, RB Kory Sheets.  
**Defensive Starters Returning (6):** DT Ryan Baker, DE Kenyon Brown, LB Anthony Heygood, FS Brandon King, DT Alex Magee, CB David Pender.  
**Specialists Returning (1):** K Chris Summers.

**2008 Schedule**  
 Sept. 6 NORTHERN COLORADO  
**Sept. 13 OREGON**  
 Sept. 20 CENTRAL MICHIGAN  
 Sept. 27 @Notre Dame  
 Oct. 4 PENN STATE  
 Oct. 11 @OHIO STATE  
 Oct. 18 @NORTHWESTERN  
 Oct. 25 MINNESOTA  
 Nov. 1 MICHIGAN  
 Nov. 8 @MICHIGAN STATE  
 Nov. 15 @IOWA  
 Nov. 22 INDIANA  
 Dec. 26 Central Michigan

**2007 Results (8-5)**  
 Purdue 52, @Toledo 24  
 Purdue 52, Eastern Illinois 6  
 Purdue 45, Central Michigan 22  
 Purdue 45, @Minnesota 31  
 Purdue 33, Notre Dame 19  
 Ohio State 23, Purdue 7  
 @Michigan 48, Purdue 21  
 Purdue 31, Iowa 6  
 Purdue 35, Northwestern 17  
 @Penn State 26, Purdue 19  
 Michigan State 48, Purdue 31  
 @Indiana 27, Purdue 24  
 Purdue 51, Central Michigan 48

**Series Record: Purdue leads 1-0**

## 4 BOISE STATE

**September 20, TBA**  
**Autzen Stadium (Eugene, Ore.)**  
**TV: TBA Radio: OSN**



**Location:** Boise, Idaho  
**President:** Dr. Robert Kustra  
**Nickname:** Broncos  
**Stadium:** Bronco Stadium (32,000)  
**Field Surface:** Blue FieldTurf  
**Conference:** Western Athletic  
**Enrollment:** 19,540  
**Colors:** Blue & Orange

**Offense:** Multiple  
**Defense:** 4-3  
**2007 Record:** 10-3  
**League Record/Finish:** 7-1/2nd  
**Final 2007 Rank:** None  
**Lettermen Returning/Lost:** 45/19  
**First Football Season:** 1933  
**Last Bowl Appearance:** 2007 (Sheraton Hawai'i)


**Athletics Director:** Gene Bleymaier (208) 426-1288

**Media Relations Office Telephone:** (208) 426-1515  
**Football Contact:** Max Corbet (cell: 208-859-6952)  
**Mailing Address:** 1910 University Dr., Boise, Idaho 83725  
**E-Mail:** mcorbet@boisestate.edu  
**Fax:** (208) 426-1778  
**Press Box Phone:** (208) 426-1408

**Head Coach:** Chris Peterson (UC Davis '88)  
**Football Office Telephone:** 208-426-1281  
**Best Time to Call Weekdays:** Contact SID  
**Record at Boise State:** 23-3 (2 years)  
**Career Head Coaching Record:** Same  
**Record vs. Oregon:** 0-0



**Chris Petersen**



**Ian Johnson**

**Assistant Coaches, Offense:** Brent Pease (assistant head coach/wide receivers), Bryan Harsin (coordinator/quarterbacks), Scott Huff (line), Jeff Choate (running backs/special teams), Chris Strausser (tight ends/run game coordinator)  
**Assistant Coaches, Defense:** Justin Wilcox (coordinator), Peter Kwiatkowski (line), Viliami Tuivai (linebackers), Marcel Yates (secondary).

**Top Returning Rushers:** Ian Johnson 207-1087, 16 TD; Jeremy Avery 103-672, 8 TD. **Top Returning Passer:** Bush Hamdan 8-16-1, 161, 3 TD. **Top Returning Receivers:** Austin Pettis 46-465, 6 TD; Ian Johnson 25-312, 1 TD. **Top Returning Scorers:** Kyle Brotzman 0-66-16, 114 pts.; Ian Johnson 17-0-0, 102 pts.; Jeremy Avery 10-1-0, 62 pts.

**Offensive Starters Returning (4):** WR Austin Pettis, RT Andrew Woodruff, RB Ian Johnson, FB Richie Brockel.  
**Defensive Starters Returning (7):** DT Mike T. Williams, DE Ryan Winterswyk, LB Tim Brady, LB Kyle Gingg, LB Dallas Dobbs, S Jerron Johnson, CB Kyle Wilson.  
**Specialists Returning (1):** K Kyle Brotzman

**2008 Schedule**  
 Aug. 30 Idaho State  
 Sept. 13 Bowling Green  
**Sept. 20 @Oregon**  
 Oct. 1 LOUISIANA TECH  
 Oct. 11 @Southern Miss  
 Oct. 17 HAWAII  
 Oct. 24 @SAN JOSE STATE  
 Nov. 1 @NEW MEXICO STATE  
 Nov. 8 UTAH STATE  
 Nov. 15 @IDAHO  
 Nov. 22 @Nevada  
 Nov. 28 FRESNO STATE

**2007 Results (10-3)**  
 Boise State 56, Weber State 7  
 @Washington 24, Boise State 10  
 Boise State 24, WY 14  
 Boise State 38, Southern Miss 16  
 Boise State 58, New Mexico State 0  
 Boise State 69, Nevada 67  
 Boise State 45, @Louisiana Tech 31  
 Boise State 34, @Fresno State 21  
 Boise State 42, San Jose State 7  
 Boise State 52, @Utah State 0  
 Boise State 58, UI 14  
 @Hawaii 39, Boise State 27  
 East Carolina 41, Boise State 38

**Series Record: 0-0**



**5 WASHINGTON STATE**  
**September 27, TBA**  
**Martin Stadium (Pullman, Wash.)**  
**TV: TBA Radio: OSN**



**Location:** Pullman, Wash.  
**President:** Elson S. Floyd  
**Nickname:** Cougars  
**Stadium:** Martin (35,117)  
**Field Surface:** FieldTurf  
**Conference:** Pacific-10  
**Enrollment:** 23,300  
**Colors:** Crimson & Gray

**Offense:** Spread  
**Defense:** 4-3  
**2007 Record:** 5-7  
**League Record/Finish:** 3-6/T-7th  
**Final 2007 Rank:** None  
**Lettermen Returning/Lost:** 36/18  
**First Football Season:** 1894  
**Last Bowl Appearance:** 2003 (Holiday)

**Athletics Director:** Jim Sterk (509-335-0200)

**Media Relations Office Telephone:** (509) 335-COUG (2684)  
**Director:** Bill Stevens  
**Mailing Address:** Bohler Addition 195, Pullman, WA 99164-1602  
**E-Mail:** wsstevens@wsu.edu  
**Fax:** (509) 335-5197  
**Press Box Phone:** (509) 335-COUG (2684)

**Head Coach:** Paul Wulff (WSU '90)  
**Football Office Telephone:** (509) 335-0250  
**Best Time to Call Weekdays:** Contact SID  
**Record at Washington State:** First Year  
**Career Head Coaching Record:** 53-40 (8 years)  
**Record vs. Oregon:** 0-0



Paul Wulff



Brandon Gibson

**Assistant Coaches, Offense:** Steve Broussard (special teams/running backs), Harold Etheridge (offensive line), Mike Levenseller (wide receivers), Travis Niekamp (linebackers), Rich Rasmussen (recruiting coordinator/tight ends), Todd Sturdy (offensive coordinator/quarterbacks).  
**Assistant Coaches, Defense:** Chris Ball (assistant head coach/co-defensive coordinator), Malik Roberson (defensive line), Jody Sears (co-defensive coordinator/cornerbacks).

**Top Returning Rushers:** Dwight Tardy 143-676, 6TD; Chris Ivory 60-313, 2TD. **Top Returning Receiver:** Brandon Gibson 67-1180, 9TD. **Top Returning Scorers:** Brandon Gibson, 9-0-0, 54 pts.; Dwight Tardy, 6-0-0, 36 pts.

**Offensive Starters Returning (6):** WR Brandon Gibson, OL Dan Rowlands, OL Kenny Alfred, OL Vaughn Lesuma, OL Micah Hannam, RB Dwight Tardy.  
**Defensive Starters Returning (8):** DT A'i Ahmu, DE Andy Mattingly, SLB Cory Evans, MLB Greg Trent, WLB Kendrick Dunn, SS Alfonso Jackson, LCB Devin Giles, RCB Chima Nwachukwu.  
**Specialists Returning (1):** P Reid Forrest.

**2008 Schedule**  
 Aug. 30 @Oklahoma State  
 Sept. 6 CALIFORNIA  
 Sept. 13 @Baylor  
 Sept. 20 Portland State  
**Sept. 27 OREGON**  
 Oct. 4 @UCLA  
 Oct. 11 @OREGON STATE  
 Oct. 18 USC  
 Nov. 1 @STANFORD  
 Nov. 8 ARIZONA  
 Nov. 15 @ARIZONA STATE  
 Nov. 22 WASHINGTON  
 Nov. 29 @Hawai'i

**2007 Results (5-7)**  
 @Wisconsin 42, Washington State 21  
 Washington State 45, San Diego State 17  
 Washington State 45, Idaho 28  
 @USC 47, Washington State 14  
 @Arizona 48, Washington State 20  
 Arizona State 23, Washington State 20  
**@Oregon 53, Washington State 7**  
 Washington State 27, UCLA 7  
 @ California 20, Washington State 17  
 Washington State 33, Stanford 17  
 Oregon State 52, Washington State 17  
 Washington State 42, @Washington 35

**Series Record: Oregon leads, 40-38-7**

**6 USC**  
**October 4, 5 p.m. PT**  
**Memorial Coliseum (Los Angeles, Calif.)**  
**TV: ABC/ESPN Radio: OSN**



**Location:** Los Angeles, Calif.  
**President:** Dr. Steven Sample  
**Nickname:** Trojans  
**Stadium:** L.A. Memorial (92,000)  
**Field Surface:** Natural Grass  
**Conference:** Pacific-10  
**Enrollment:** 33,000  
**Colors:** Cardinal & Gold

**Offense:** Multiple  
**Defense:** 4-3  
**2007 Record:** 11-2  
**League Record/Finish:** 7-2/T-1st  
**Final 2007 Rank:** 3rd  
**Lettermen Returning/Lost:** 46/26  
**First Football Season:** 1888  
**Last Bowl Appearance:** 2007 (Rose Bowl)

**Athletics Director:** Mike Garrett (213-740-3843)

**Media Relations Office Telephone:** (213) 740-8480  
**Director:** Tim Tesselone (home: 310-540-7052)  
**Mailing Address:** Heritage Hall 103, Los Angeles, CA 90089-0601  
**E-Mail:** tesselone@usc.edu  
**Fax:** (213) 740-7584  
**Press Box Phone:** (213) 741-1341

**Head Coach:** Pete Carroll (Pacific '73)  
**Football Office Telephone:** (213) 740-4204  
**Best Time to Call Weekdays:** late morning/early afternoon, weekdays  
**Record at USC:** 76-14 (7 years)  
**Career Head Coaching Record:** Same  
**Record vs. Oregon:** 3-2



Pete Carroll



Mark Sanchez

**Assistant Coaches, Offense:** Steve Sarkisian (coordinator/quarterbacks), Brennan Carroll (tight ends), Todd McNair (running backs/special teams), John Morton (passing game coordinator, receivers), Pat Ruel (line).  
**Assistant Coaches, Defense:** Nick Holt (coordinator/line), Ken Norton, Jr. (linebackers), Rocky Seto (secondary), David Watson (line).

**Top Returning Rushers:** Stafon Johnson 98-673, 5TD; Joe McKnight 94-540, 3TD; C.J. Gable 13-143, 0TD; Stanley Havili 21-134, 2TD. **Top Returning Passer:** Mark Sanchez 114-69-5, 7TD. **Top Returning Receivers:** Patrick Turner 48-569, 3TD; Vidal Hazelton 50-540, 4TD; Stanley Havili 34-248, 5TD; David Ausberry 26-240, 2TD. **Top Returning Scorers:** David Buehler 0-52-16, 100 pts.; Stanley Havili 7-0-0, 42 pts.


**Offensive Starters Returning (4):** WR Patrick Turner, LG Jeff Byers, FB Stanley Havili, WR Vidal Hazelton.  
**Defensive Starters Returning (7):** LB Rey Mauluga, LB Brian Cushing, S Kevin Ellison, S Taylor Mays, CB Cary Harris, DT Fili Moala, DE Kyle Moore  
**Specialists Returning (2):** PK David Buehler, P Greg Woidneck.

**2008 Schedule**  
 Aug. 30 @Virginia  
 Sept. 13 Ohio State  
 Sept. 25 @OREGON STATE  
**Oct. 4 OREGON**  
 Oct. 11 ARIZONA STATE  
 Oct. 18 @WASHINGTON STATE  
 Oct. 25 @ARIZONA  
 Nov. 1 WASHINGTON  
 Nov. 8 CALIFORNIA  
 Nov. 15 @STANFORD  
 Nov. 29 Notre Dame  
 Dec. 6 @UCLA

**2007 Results (11-2)**  
 USC 38, Idaho 10  
 USC 49, @Nebraska 31  
 USC 47, Washington State 14  
 USC 27, @Washington 24  
 Stanford 24, USC 23  
 USC 20, Arizona 13  
 USC 38, @Notre Dame 0  
**@Oregon 24, USC 17**  
 USC 24, Oregon State 3  
 USC 24, @California 17  
 USC 44, @Arizona State 24  
 USC 24, UCLA 7  
 USC 49, Illinois 17 (Rose Bowl)

**Series Record: USC leads, 36-16-2**

**7 UCLA**  
**October 11, TBA**  
**Autzen Stadium (Eugene, Ore.)**  
**TV: TBA Radio: OSN**



**Location:** Los Angeles Calif.  
**Chancellor:** Gene Block  
**Nickname:** Bruins  
**Stadium:** Rose Bowl (91,500)  
**Field Surface:** Natural Grass  
**Conference:** Pacific-10  
**Enrollment:** 38,000  
**Colors:** Blue & Gold

**Offense:** Multiple  
**Defense:** 4-3  
**2007 Record:** 6-7  
**League Record/Finish:** 5-4/T-4th  
**Final 2007 Rank:** None  
**Lettermen Returning/Lost:** 41/25  
**First Football Season:** 1919  
**Last Bowl Appearance:** 2007 (Las Vegas)


**Athletics Director:** Daniel Guerrero (310) 825-8699

**Media Relations Office Telephone:** (310) 206-6831  
**Director:** Marc Dellins  
**Mailing Address:** Morgan Center, 325 Westwood Plaza, Los Angeles, CA 90095  
**E-Mail:** mdellins@athletics.ucla.edu  
**Fax:** (310) 825-8664  
**Press Box Phone:** (626) 397-4210

**Head Coach:** Rick Neuheisel (UCLA '84)  
**Football Office Telephone:** (310) 206-6290  
**Best Time to Call Weekdays:** 1:00-2:00 Tue.-Thur.  
**Record at UCLA:** First Year  
**Career Head Coaching Record:** 66-30 (8 years)  
**Record vs. Oregon:** 4-1



**Rick Neuheisel**



**Ben Olson**

**Assistant Coaches, Offense:** Norm Chow (coordinator/quarterbacks), Wayne Moses (running backs), Bob Palcic (line), Reggie Moore (wide receivers),  
**Assistant Coaches, Defense:** DeWayne Walker (coordinator/secondary), Chuck Bullough (linebackers), Tim Hauck (secondary), Todd Howard (line), Frank Gansz Jr. (special teams).


**Top Returning Rushers:** Kahlil Bell 142-795, 5TD; Chane Moline 55-196, 1TD; Craig Sheppard 28-133, 2TD. **Top Returning Passers:** Ben Olson 147-71-6, 7TD; Osaar Rasshan 45-17-2, 0TD. **Top Returning Receivers:** Dominique Johnson 25-322, 4TD; Terrence Austin 17-248, 0TD; Kahlil Bell 13-93, 0TD. **Top Returning Scorer:** Kai Forbath 0-30-25, 105 pts.; Kahlil Bell 5-0-0, 30 pts.

**Offensive Starters Returning (5):** QB Ben Olson, TE Logan Paulsen, OT Micah Kia, C Micah Reed, FB Trevor Theriot.  
**Defensive Starters Returning (5):** LB Reggie Carter, LB Kyle Bosworth, CB Alterraun Verner, DE Tom Blake, DT Brian Price.  
**Specialists Returning (2):** P Aaron Perez, PK Kai Forbath.

<b>2008 Schedule</b>	<b>2007 Results (6-7)</b>
Sept. 1 Tennessee	UCLA 45, @Stanford 17
Sept. 13 @Brigham Young	UCLA 27, Brigham Young 17
Sept. 20 ARIZONA	@Utah 44, UCLA 6
Sept. 27 Fresno State	UCLA 44, Washington 31
Oct. 4 WASHINGTON STATE	UCLA 40, @Oregon State 14
<b>Oct. 11 @OREGON</b>	Notre Dame 20 @ UCLA 6
Oct. 18 STANFORD	UCLA 30, California 21
Oct. 25 @CALIFORNIA	@Washington State 27, UCLA 7
Nov. 8 OREGON STATE	@Arizona 34, UCLA 27
Nov. 15 @WASHINGTON	Arizona State 24, @UCLA 20
Nov. 28 @ ARIZONA STATE	<b>UCLA 24, Oregon 0</b>
Dec. 6 USC	@USC 24, UCLA 7
	Brigham Young 17, UCLA 16 (Las Vegas Bowl)

**Series Record: UCLA leads, 39-22-0**

**8 ARIZONA STATE**  
**October 25, TBA**  
**Sun Devil Stadium (Tempe, Ariz.)**  
**TV: TBA Radio: OSN**



**Location:** Tempe, Ariz.  
**President:** Dr. Michael Crow  
**Nickname:** Sun Devils  
**Stadium:** Sun Devil (71,706)  
**Field Surface:** Natural Grass  
**Conference:** Pacific-10  
**Enrollment:** 63,278  
**Colors:** Maroon & Gold

**Offense:** Multiple  
**Defense:** Multiple  
**2007 Record:** 10-3  
**League Record/Finish:** 7-2/T-1st  
**Final 2007 Rank:** 16th  
**Lettermen Returning/Lost:** 39/24  
**First Football Season:** 1897  
**Last Bowl Appearance:** 2007 (Holiday)


**Vice President of University Athletics:** Lisa Love

**Media Relations Office Telephone:** (480) 965-6592  
**Director:** Mark Brand  
**Mailing Address:** Carson Center, Room 131, Tempe, AZ 85287-2505  
**E-Mail:** mark.brand@asu.edu  
**Fax:** (480) 965-5408  
**Press Box Phone:** (480) 965-6207

**Head Coach:** Dennis Erickson (Montana State '70)  
**Football Office Telephone:** (480) 965-5053  
**Best Time to Call Weekdays:** Mon.-Wed., Mornings  
**Record at ASU:** 10-3 (1 year)  
**Career Head Coaching Record:** 158-68-1 (19 years)  
**Record vs. Oregon:** 2-5



**Dennis Erickson**



**Rudy Carpenter**

**Assistant Coaches, Offense:** Rich Olson (coordinator/quarterbacks), Dan Cozzetto (tight ends), Gregg Smith (line), Jamie Christian (running backs/special teams), Eric Yarber (wide receivers).  
**Assistant Coaches, Defense:** Craig Bray (coordinator/linebackers), Grady Stretz (line), Greg Burns (defensive backs), Matt Lubick (safeties/recruiting coordinator).

**Top Returning Rushers:** Keegan Herring 154-815, 5TD; Dimitri Nance 133-527, 7TD.  
**Top Returning Passer:** Rudy Carpenter 246-398-10, 25TD. **Top Returning Receivers:** Chris McGaha 61-830, 1TD; Michael Jones 46-769, 10TD; Kyle Williams 29, 360, 6TD. **Top Returning Scorers:** Thomas Weber 0-46-24, 118 pts.; Michael Jones 10-0-0, 60 pts.; Dimitri Nance 7-0-0, 42 pts.

**Offensive Starters Returning (7):** WR Michael Jones, LG Shawn Lauvao, RG Paul Fanaika, WR Kyle Williams, QB Rudy Carpenter, TB Keegan Herring, WR Chris McGaha.  
**Defensive Starters Returning (7):** LE Luis Vasquez, DT David Smith, RE Dexter Davis, SLB Travis Goethel, MLB Morris Wooten, CB Omar Bolden, SS Troy Nolan.  
**Specialists Returning (1):** PK/P Thomas Weber.

<b>2008 Schedule</b>	<b>2007 Results (10-3)</b>
Aug. 30 Northern Arizona	Arizona State 45, San Jose State 3
Sept. 6 STANFORD	Arizona State 33, Colorado 14
Sept. 13 UNLV	Arizona State 34, San Diego State 13
Sep. 20 Georgia	Arizona State 44, Oregon State 32
Oct. 4 @CALIFORNIA	Arizona State 41, @Stanford 3
Oct. 11 @USC	Arizona State 23, @Washington State 20
<b>Oct. 25 OREGON</b>	Arizona State 44, Washington 20
Nov. 1 @OREGON STATE	Arizona State 31, California 20
Nov. 8 @WASHINGTON	<b>@Oregon 35, Arizona State 23</b>
Nov. 15 WASHINGTON STATE	Arizona State 24, @UCLA 20
Nov. 28 UCLA	USC 44, Arizona State 24
Dec. 6 @ARIZONA	Arizona State 20, Arizona 17
	Texas 52, Arizona State 34 (Pacific Life Holiday Bowl)

**Series Record: Arizona State leads, 16-12-0**



**9 CALIFORNIA**  
**November 1, TBA**  
**Autzen Stadium (Berkeley, Calif.)**  
**TV: TBA**      **Radio: OSN**



**Location:** Berkeley, Calif.  
**Chancellor:** Dr. Robert J. Birgeneau  
**Nickname:** Golden Bears  
**Stadium:** Memorial (72,516)  
**Field Surface:** Sportex Turf  
**Conference:** Pacific-10  
**Enrollment:** 33,000  
**Colors:** Blue & Gold

**Offense:** Multiple  
**Defense:** 4-3  
**2007 Record:** 7-6  
**League Record/Finish:** 3-6/T-7th  
**Final 2007 Rank:** None  
**Lettermen Returning/Lost:** 40/20  
**First Football Season:** 1882  
**Last Bowl Appearance:** 2007 (Armed Forces)

**Athletics Director:** Sandy Barbour (510-642-3839)

**Media Relations Office Telephone:** (510) 642-5363  
**Football Contact:** John Sudsbury (cell: 510-332-6506)  
**Mailing Address:** 349 Haas Pavilion, Berkeley, CA 94720  
**E-Mail:** sudsbury@berkeley.edu  
**Fax:** (510) 643-7778  
**Press Box Phone:** (510) 642-3098

**Head Coach:** Jeff Tedford (Fresno State '83)  
**Football Office Telephone:** (510) 642-3857  
**Best Time to Call Weekdays:** Contact SID  
**Record at Cal:** 50-26 (6 years)  
**Career Head Coaching Record:** Same  
**Record vs. Oregon:** 3-2



**Jeff Tedford**



**Nate Longshore**

**Assistant Coaches, Offense:** Frank Cignetti (coordinator/quarterbacks), Jim Michalczik (coordinator/line) Pete Alamar (tight ends/special teams), Ron Gould (running backs), Kevin Daft (wide receivers).  
**Assistant Coaches, Defense:** Bob Gregory (coordinator), Tosh Lupoi (line), Al Simmons (defensive backs), Kenwick Thompson (linebackers).

**Top Returning Rusher:** Jahvid Best 29-221, 2TD. **Top Returning Passers:** Nate Longshore 230-384-13, 16TD; Kevin Riley 35-56-1, 5TD. **Top Returning Receivers:** Cameron Morrah 13-155, 1TD; Jahvid Best 13-74, 1 TD. **Top Returning Scorer:** Jordan Kay 0-48-13, 87 pts.

**Offensive Starters Returning (5):** C Alex Mack, RG Noris Malele, RT Mike Tepper, QB Nate Longshore, FB Will Ta'ufou'u.  
**Defensive Starters Returning (7):** DT Mike Kane, DE Tyson Alualu, SLB Zack Follett, MLB Worrell Williams, WLB Anthony Felder, CB Syd'Quan Thompson, ROV Bernard Hicks.  
**Specialists Returning (1):** PK Jordan Kay.

**2008 Schedule**


Aug.	30	Michigan State
Sept.	6	@WASHINGTON STATE
Sept.	13	@Maryland
Sept.	27	Colorado State
Oct.	04	ARIZONA STATE
Oct.	18	@ARIZONA
Oct.	25	UCLA
Nov.	1	OREGON
Nov.	8	@USC
Nov.	15	@OREGON STATE
Nov.	22	STANFORD
Dec.	6	WASHINGTON

**2007 Results (7-6)**

California 45, Tennessee 31
California 34, @Colorado State 28
California 42, Louisiana Tech 12
California 45, Arizona 27
<b>California 31, @Oregon 24</b>
Oregon State 31, @California 28
@UCLA 30, California 21
@Arizona State 31, California 20
California 20, Washington State 17
USC 24, @California 17
@Washington 37, California 23
Stanford 20, California 13
California 42, Texas A&M 36 (Armed Forces Bowl)

**Series Record: California leads, 38-30-2**

**10 STANFORD**  
**November 8, TBA**  
**Autzen Stadium (Eugene, Ore.)**  
**TV: TBA**      **Radio: OSN**



**Location:** Stanford, Calif.  
**President:** Dr. John Hennessy  
**Nickname:** Cardinal  
**Stadium:** Stanford (50,000)  
**Field Surface:** Natural Grass  
**Conference:** Pacific-10  
**Enrollment:** 14,811  
**Colors:** Cardinal & White

**Offense:** Multiple  
**Defense:** 4-3  
**2007 Record:** 4-8  
**League Record/Finish:** 3-6/T-7th  
**Final 2007 Rank:** None  
**Lettermen Returning/Lost:** 46/20  
**First Football Season:** 1891  
**Last Bowl Appearance:** 2001 (Seattle)

**Athletics Director:** Bob Bowlsby (650-723-4596)

**Media Relations Office Telephone:** (650) 723-4418  
**Football Contact SID:** Jim Young  
**Mailing Address:** Arrillaga Family Sports Center, Stanford, CA 94305-6150  
**E-Mail:** jfyoung@stanford.edu  
**Fax:** (650) 725-2957  
**Press Box Phone:** (650) 723-4418

**Head Coach:** Jim Harbaugh  
**Football Office Telephone:** (650) 723-4279  
**Best Time to Call Weekdays:** Contact SID  
**Record at Stanford:** 4-8 (1 year)  
**Career Head Coaching Record:** 33-14 (4 years)  
**Record vs. Oregon:** 0-1



**Jim Harbaugh**



**Tavita Pritchard**

**Assistant Coaches, Offense:** David Shaw (coordinator/wide receivers), Chris Dalman (line), Tim Drevno (tight ends), Willie Taggart (running backs).  
**Assistant Coaches, Defense:** Lance Anderson (Line/assistant head coach), Andy Buh (linebackers), D.J. Durkin (defensive ends/special teams), Clayton White (defensive backs).

**Top Returning Rushers:** Anthony Kimble 115-509, 8TD; Jeremy Stewart 105-343, 2TD; Tyrone McGraw 64-294, 2TD; Toby Gerhart 12-140, 1TD. **Top Returning Passer:** Tavita Pritchard 97-194-9, 5TD. **Top Returning Receivers:** Richard Sherman 39-651, 4TD; Ben Ladner 27-198, 1TD. **Top Returning Scorers:** Anthony Kimble 8-0-0, 48 pts.; Richard Sherman 4-0-0, 24 pts.

**Offensive Starters Returning (7):** RG Alex Fletcher, TE Austin Gunder, RB Anthony Kimble, FB Owen Marecic, RT Chris Marinelli, LT Ben Muth, QB Tavita Pritchard.  
**Defensive Starters Returning (9):** DT Ekom Udofia, DE Pannel Egboh, MLB Clinton Snyder, WLB Pat Maynor, SLB Chike Amajoyi, DE Eric Lorig, SS Austin Yancy, FS Bo McNally, CB Kris Evans.  
**Specialists Returning (0):** None

**2008 Schedule**

Aug.	28	OREGON STATE
Sept.	6	@ARIZONA STATE
Sept.	13	@TCU
Sept.	20	San Jose State
Sept.	27	@WASHINGTON
Oct.	4	@Notre Dame
Oct.	11	ARIZONA
Oct.	18	@UCLA
Nov.	1	WASHINGTON STATE
Nov.	8	@OREGON
Nov.	15	USC
Nov.	22	CALIFORNIA

**2007 Results (4-8)**

UCLA 45, Stanford 17
Stanford 37, San Jose State 0
<b>Oregon 55, Stanford 31</b>
Arizona State 41, Stanford 3
Stanford 24, @USC 23
TCU 38, Stanford 36
Stanford 21, @Arizona 20
@Oregon State 23, Stanford 6
Washington 27, Stanford 9
@Washington State 33, Stanford 17
Norte Dame 21, Stanford 14
Stanford 20, @California 13

**Series Record: Stanford leads, 43-27-1**

**11 ARIZONA**

**November 15, TBA**  
**Autzen Stadium (Eugene, Ore.)**  
**TV: TBA Radio: OSN**



**Location:** Tucson, Ariz.  
**President:** Dr. Robert Shelton  
**Nickname:** Wildcats  
**Stadium:** Arizona Stadium (57,400)  
**Field Surface:** Natural Grass  
**Conference:** Pacific-10  
**Enrollment:** 36,800  
**Colors:** Cardinal & Navy

**Offense:** Multiple-Spread  
**Defense:** Multiple 4-3  
**2007 Record:** 5-7  
**League Record/Finish:** 4-5/6th  
**Final 2007 Rank:** None  
**Lettermen Returning/Lost:** 39/17  
**First Football Season:** 1899  
**Last Bowl Appearance:** 1998 (Holiday)


**Athletics Director:** Jim Livengood (520-621-4622)

**Media Relations Office Telephone:** (520) 621-4163  
**Director:** Tom Duddleston Jr. (520-410-9236)  
**Mailing Address:** 106 McKale Center, Tucson, AZ 85721  
**E-Mail:** tduddles@arizona.edu  
**Fax:** (520) 621-2681  
**Press Box Phone:** (520) 621-2801/2803

**Head Coach:** Mike Stoops (Iowa '86)  
**Football Office Telephone:** (520) 621-4917  
**Best Time to Call Weekdays:** Wed.-Thurs., 11 a.m.-2 p.m.  
**Record at Arizona:** 17-29 (4 years)  
**Career Head Coaching Record:** Same  
**Record vs. Oregon:** 2-2



**Mike Stoops**



**Willie Tuitama**

**Assistant Coaches, Offense:** Sonny Dykes (coordinator/quarterbacks), Bill Bedenbaugh (running game coordinator/line), Dana Dimel (assoc. head coach, tight ends and running backs), Michael Smith (inside receivers), David Nichol (outside receivers).  
**Assistant Coaches, Defense:** Mark Stoops (coordinator/secondary), Tim Kish (assistant head coach/linebackers), Mike Tuiasosopo (line), Jeff Hammerschmidt (special teams coordinator, defensive ends).

**Top Returning Rushers:** Nic Grigsby 161-704, 2TD; Mike Thomas 10-173, 1TD. **Top Returning Passer:** Willie Tuitama 327-524-12, 28TD. **Top Returning Receivers:** Mike Thomas 83-1038, 11TD; Terrell Turner 50-575, 4TD; Delashaun Dean 37-418, 1TD; Nic Grigsby 35-200, 2TD; Rob Gronkowski 28-525, 6TD. **Top Returning Scorer:** Jason Bondzio 0-37-21, 100 pts.

**Offensive Starters Returning (10):** WR Terrell Turner, TE Rob Gronkowski, LG Colin Baxter, C Blake Kerley, RG Jow Longacre, RT Eben Britton, WR Mike Thomas, QB Willie Tuitama, RB Nic Grigsby, HB Delashaun Dean.

**Defensive Starters Returning (3):** MLB Ronnie Palmer, SS Cam Nelson, FS Nate Ness.  
**Specialists Returning (2):** PK Jason Bondzio, P Keenyn Crier.

**2008 Schedule**

Aug. 30 Idaho  
 Sept. 6 Toledo  
 Sept. 13 @New Mexico  
 Sept. 20 @UCLA  
 Oct. 4 WASHINGTON  
 Oct. 11 @STANFORD  
 Oct. 18 CALIFORNIA  
 Oct. 25 USC  
 Nov. 8 @WASHINGTON STATE  
**Nov. 15 @OREGON**  
 Nov. 22 OREGON STATE  
 Dec. 6 ARIZONA STATE

**2007 Results (5-7)**

@BYU 20, Arizona 7  
 Arizona 45, Northern Arizona 24  
 New Mexico 29, Arizona 27  
 @California 45, Arizona 27  
 Arizona 48, Washington State 20  
 @Oregon State 31, Arizona 16  
 @USC 20, Arizona 13  
 Stanford 21, Arizona 20  
 Arizona 48, @Washington 41  
 Arizona 34, UCLA 27  
**Arizona 32, Oregon 24**  
 @Arizona State 20, Arizona 17

**Series Record: Oregon leads, 19-14-0**

**12 OREGON STATE**

**November 29, 4 p.m. PT**  
**Reser Stadium (Corvallis, Ore.)**  
**TV: Versus Radio: OSN**



**Location:** Corvallis, Ore.  
**President:** Dr. Edward Ray  
**Nickname:** Beavers  
**Stadium:** Reser Stadium (45,674)  
**Field Surface:** FieldTurf  
**Conference:** Pacific-10  
**Enrollment:** 19,700  
**Colors:** Orange & Black

**Offense:** Multiple  
**Defense:** Multiple  
**2007 Record:** 9-4  
**League Record/Finish:** 6-3/3rd  
**Final 2007 Rank:** 25th (AP)  
**Lettermen Returning/Lost:** 45/24  
**First Football Season:** 1893  
**Last Bowl Appearance:** 2007 (Emerald)

**Athletics Director:** Bob DeCarolis (541-737-2547)

**Media Relations Office Telephone:** (541) 737-3720  
**Director:** Steve Fenk (home: 541-230-0627)  
**Mailing Address:** Gill Coliseum 103, Oregon State Univ., Corvallis, OR 97331  
**E-Mail:** steve.fenk@oregonstate.edu  
**Fax:** (541) 737-3072  
**Press Box Phone:** (541) 737-2410/2795

**Head Coach:** Mike Riley (Alabama '74)  
**Football Office Telephone:** (541) 737-7450  
**Best Time to Call Weekdays:** Mornings  
**Record at Oregon State:** 47-38 (7 Years)  
**Career Head Coaching Record:** Same  
**Record vs. Oregon:** 4-3



**Mike Riley**



**Sean Canfield**

**Assistant Coaches, Offense:** Danny Langsdorf (coordinator/quarterbacks), Mike Cavanaugh (assistant head coach/line), Reggie Davis (running backs), Keith Heyward (cornerbacks), Jay Locey (assistant coach/wide receivers).  
**Assistant Coaches, Defense:** Mark Banker (coordinator/secondary), Greg Newhouse (linebackers), Joe Seumalo (line), Dave Ungerer (special teams), Inoke Breckterfield (graduate assistant).

**Top Returning Rusher:** James Rodgers 50-586, 3TD. **Top Returning Passers:** Sean Canfield 165-286-15, 9TD; Lyle Moevao 77-147-6, 2TD. **Top Returning Receivers:** Sammie Stroughter (2006) 74-1293, 5 TD; Darrell Catchings 33-386, 1TD; Howard Croom 20-188, 3TD. **Top Returning Scorer:** James Rodgers 4-0-0, 24 pts.

**Offensive Starters Returning (7):** SE Darrell Catchings, HB Gabe Miller, LT Andy Levitre, LG Jeremy Perry, RG Adam Speer, TE Howard Croom, QB Lyle Moevao.  
**Defensive Starters Returning (3):** LC Keenan Lewis, FS Al Afalava, RC Brandon Hughes.

**Specialists Returning (0)**

**2008 Schedule**

Aug. 28 @STANFORD  
 Sept. 6 @Penn State  
 Sept. 13 Hawai'i  
 Sept. 25 USC  
 Oct. 2 @Utah  
 Oct. 11 WASHINGTON STATE  
 Oct. 18 @WASHINGTON  
 Nov. 1 ARIZONA STATE  
 Nov. 8 @UCLA  
 Nov. 15 CALIFORNIA  
 Nov. 22 @ARIZONA  
**Nov. 29 OREGON**

**2007 Results (9-4)**

Oregon State 24, Utah 7  
 @Cincinnati 34, Oregon State 3  
 Oregon State 61, Idaho State 10  
 @Arizona State 44, Oregon State 32  
 UCLA 40, Oregon State 14  
 Oregon State 31, Arizona 16  
 Oregon State 31, @California 28  
 Oregon State 23, Stanford 6  
 @USC 24, Oregon State 3  
 Oregon State 29, Washington 23  
 Oregon State 52, @Washington State 17  
**Oregon State 38, @Oregon 31 (OT)**  
 Oregon State 21, Maryland 14  
 (Emerald Bowl)

**Series Record: Oregon leads, 55-46-10**



2008 OREGON FOOTBALL

## OREGON VS. 2008 OPPONENTS

### WASHINGTON

#### Washington leads, 58-37-5

2007	Ducks, 55-34 (Seattle)
2006	Ducks, 34-14 (Eugene)
2005	Ducks, 45-21 (Eugene)
2004	Ducks, 31-6 (Eugene)
2003	Huskies, 42-10 (Seattle)
2002	Huskies, 42-14 (Eugene)
2000	Ducks, 23-16 (Eugene)
1999	Huskies, 34-20 (Seattle)
1998	Ducks, 27-22 (Eugene)
1997	Ducks, 31-28 (Seattle)
1996	Huskies, 33-14 (Eugene)
1995	Ducks, 24-22 (Seattle)
1994	Ducks, 31-20 (Eugene)
1993	Huskies, 21-6 (Seattle)
1992	Huskies, 24-3 (Eugene)
1991	Huskies, 29-7 (Seattle)
1990	Huskies, 38-17 (Seattle)
1989	Huskies, 20-14 (Seattle)
1988	Ducks, 17-14 (Eugene)
1987	Ducks, 29-22 (Eugene)
1986	Huskies, 38-3 (Seattle)
1985	Huskies, 19-13 (Eugene)
1984	Huskies, 17-10 (Seattle)
1983	Huskies, 32-3 (Eugene)
1982	Huskies, 37-21 (Seattle)
1981	Huskies, 17-3 (Eugene)
1980	Ducks, 34-10 (Seattle)
1979	Huskies, 21-17 (Eugene)
1978	Huskies, 20-14 (Seattle)
1977	Huskies, 54-0 (Eugene)
1976	Huskies, 14-7 (Seattle)
1975	Huskies, 27-17 (Eugene)
1974	Huskies, 66-0 (Seattle)
1973	Ducks, 58-0 (Eugene)
1972	Huskies, 23-17 (Seattle)
1971	Ducks, 23-21 (Eugene)
1970	Huskies, 25-23 (Seattle)
1969	Ducks, 22-7 (Eugene)
1968	Ducks, 3-0 (Seattle)
1967	Huskies, 26-0 (Eugene)
1966	Huskies, 10-7 (Seattle)
1965	Huskies, 24-20 (Portland)
1964	Ducks, 7-0 (Seattle)
1963	Huskies, 26-19 (Portland)
1962	Tie, 21-21 (Seattle)
1961	Ducks, 7-6 (Portland)
1960	Huskies, 7-6 (Seattle)
1959	Huskies, 13-12 (Portland)
1958	Huskies, 6-0 (Seattle)
1957	Huskies, 13-6 (Portland)
1956	Huskies, 20-7 (Seattle)
1955	Huskies, 19-7 (Portland)
1954	Ducks, 26-7 (Seattle)
1953	Huskies, 14-6 (Portland)
1952	Huskies, 49-0 (Seattle)
1951	Huskies, 63-6 (Portland)
1950	Huskies, 27-12 (Seattle)
1949	Huskies, 28-27 (Portland)
1948	Ducks, 13-7 (Seattle)
1947	Ducks, 6-0 (Portland)
1946	Huskies, 16-0 (Seattle)
1945	Huskies, 7-0 (Portland)
1945	Huskies, 20-6 (Seattle)
1942	Huskies, 15-7 (Portland)
1941	Ducks, 19-16 (Seattle)
1940	Huskies, 10-0 (Portland)
1939	Huskies, 20-13 (Seattle)
1938	Ducks, 3-0 (Portland)
1937	Huskies, 14-0 (Seattle)
1936	Huskies, 7-0 (Portland)
1935	Ducks, 7-6 (Seattle)
1934	Huskies, 16-6 (Portland)
1933	Ducks, 6-0 (Seattle)
1932	Tie, 0-0 (Portland)
1931	Ducks, 13-0 (Seattle)
1930	Ducks, 7-0 (Portland)
1929	Ducks, 14-0 (Seattle)
1928	Ducks, 27-0 (Seattle)
1927	Huskies, 7-0 (Seattle)
1926	Huskies, 23-9 (Eugene)
1925	Huskies, 15-14 (Seattle)
1924	Ducks, 7-3 (Seattle)
1923	Huskies, 26-7 (Seattle)
1922	Tie, 3-3 (Seattle)
1920	Ducks, 17-0 (Seattle)
1919	Ducks, 34-13 (Seattle)

1918	Ducks, 7-0 (Seattle)
1916	Tie, 0-0 (Seattle)
1914	Huskies, 10-0 (Seattle)
1913	Huskies, 10-7 (Seattle)
1912	Huskies, 30-14 (Seattle)
1911	Huskies, 29-3 (Seattle)
1909	Huskies, 20-6 (Seattle)
1908	Huskies, 15-0 (Seattle)
1907	Ducks, 6-0 (Seattle)
1906	Ducks, 16-6 (Seattle)
1905	Tie, 12-12 (Seattle)
1904	Ducks, 18-0 (Seattle)
1903	Huskies, 6-5 (Seattle)
1900	Ducks, 43-0 (Seattle)

Record at Eugene: 11-11  
 Record at Autzen: 11-10  
 Record at Portland: 4-14-1  
 Record at Seattle: 22-33-4

### UTAH STATE

#### Oregon leads, 3-0-0

2001	Ducks, 38-21 (Logan)
1990	Ducks, 52-7 (Eugene)
1976	Ducks, 27-9 (Eugene)

Record at Eugene: 2-0  
 Record at Autzen: 2-0  
 Record at Logan: 1-0

### PURDUE

#### Purdue leads, 1-0-0

1979	Boilermakers, 13-7 (W. Lafayette))
------	------------------------------------

Record at Eugene: 0-0  
 Record at Autzen: 0-0  
 Record at West Lafayette: 0-1

### BOISE STATE

#### 2008 is first meeting

Record at Eugene: 0-0  
 Record at Autzen: 0-0  
 Record at Boise: 0-0

### WASHINGTON STATE

#### Oregon leads, 40-38-7

2007	Ducks, 53-7 (Eugene)
2006	Cougars, 34-23 (Pullman)
2005	Ducks, 34-31 (Pullman)
2004	Ducks, 41-38 (Pullman)
2003	Cougars, 55-16 (Eugene)
2002	Cougars, 32-21 (Pullman)
2001	Ducks, 24-17 (Pullman)
2000	Ducks, 27-24 (Pullman)*
1999	Ducks, 52-10 (Eugene)
1998	Ducks, 51-29 (Pullman)
1997	Cougars, 24-13 (Eugene)
1996	Cougars, 55-44 (Pullman)
1995	Ducks, 26-7 (Eugene)
1994	Cougars, 21-7 (Pullman)
1993	Ducks, 46-23 (Eugene)
1992	Ducks, 34-17 (Pullman)
1991	Ducks, 40-14 (Eugene)
1989	Cougars, 51-38 (Eugene)
1988	Ducks, 43-28 (Pullman)
1987	Ducks, 31-17 (Pullman)
1986	Ducks, 27-17 (Eugene)
1985	Ducks, 42-39 (Pullman)
1984	Cougars, 50-41 (Eugene)
1983	Cougars, 24-7 (Pullman)
1982	Cougars, 10-3 (Eugene)
1981	Cougars, 39-7 (Pullman)
1980	Ducks, 20-10 (Eugene)
1979	Ducks, 37-26 (Pullman)#
1978	Ducks, 31-7 (Eugene)#
1977	Cougars, 56-20 (Pullman)
1976	Cougars, 23-22 (Eugene)
1975	Ducks, 26-14 (Pullman)
1974	Cougars, 21-16 (Eugene)
1973	Cougars, 21-14 (Pullman)
1972	Cougars, 31-14 (Eugene)
1971	Cougars, 31-21 (Spokane)
1970	Ducks, 28-13 (Eugene)
1969	Ducks, 25-24 (Pullman)
1968	Ducks, 27-13 (Eugene)
1967	Ducks, 17-13 (Pullman)
1966	Cougars, 14-13 (Eugene)

1965	Cougars, 27-7 (Pullman)
1964	Tie, 21-21 (Eugene)
1963	Ducks, 21-7 (Pullman)
1962	Ducks, 28-10 (Eugene)
1961	Cougars, 22-21 (Pullman)
1960	Ducks, 21-12 (Eugene)
1959	Ducks, 7-6 (Pullman)
1959	Ducks, 14-6 (Eugene)
1958	Cougars, 6-0 (Eugene)
1957	Ducks, 14-13 (Pullman)
1956	Tie, 7-7 (Eugene)
1955	Ducks, 35-0 (Pullman)
1954	Ducks, 26-14 (Eugene)
1953	Cougars, 7-0 (Pullman)
1952	Cougars, 19-6 (Eugene)
1951	Cougars, 41-6 (Pullman)
1950	Cougars, 21-13 (Eugene)
1949	Ducks, 21-0 (Pullman)
1948	Ducks, 33-7 (Eugene)
1947	Ducks, 12-6 (Pullman)
1946	Tie, 0-0 (Eugene)
1945	Cougars, 20-13 (Pullman)
1945	Ducks, 26-13 (Eugene)
1942	Cougars, 7-0 (Pullman)
1941	Cougars, 13-0 (Eugene)
1940	Tie, 6-6 (Pullman)
1939	Ducks, 38-0 (Eugene)
1938	Ducks, 10-2 (Pullman)
1937	Ducks, 10-6 (Portland)
1936	Cougars, 3-0 (Eugene)
1926	Cougars, 7-0 (Pullman)
1924	Tie, 7-7 (Portland)
1923	Cougars, 13-7 (Pullman)
1922	Ducks, 13-0 (Eugene)
1921	Tie, 7-7 (Pullman)
1919	Cougars, 7-0 (Portland)
1917	Cougars, 26-3 (Pullman)
1916	Ducks, 12-3 (Portland)
1915	Cougars, 28-3 (Pullman)
1914	Ducks, 7-0 (Pullman)
1912	Cougars, 7-0 (Eugene)
1911	Ducks, 6-0 (Pullman)
1903	Tie, 0-0 (Eugene)
1901	Cougars, 16-0 (Pullman)

Record at Eugene: 18-15-4#  
 Record at Autzen: 10-8  
 Record at Portland: 2-1-1  
 Record at Pullman: 22-19-2#  
 Record at Spokane: 0-1  
 #Games later forfeited

### USC

#### USC leads, 36-16-2

2007	Ducks, 24-17 (Eugene)
2006	Trojans, 35-10 (Los Angeles)
2005	Trojans, 45-13 (Eugene)
2002	Trojans, 44-33 (Eugene)
2001	Ducks, 24-22 (Eugene)
2000	Ducks, 28-17 (Los Angeles)
1999	Ducks, 33-30 (Eugene)***
1998	Ducks, 17-13 (Eugene)
1997	Trojans, 24-22 (Los Angeles)
1994	Ducks, 22-7 (Los Angeles)
1993	Trojans, 24-13 (Eugene)
1992	Trojans, 32-10 (Los Angeles)
1991	Trojans, 30-14 (Eugene)
1988	Trojans, 42-14 (Los Angeles)
1987	Ducks, 34-27 (Eugene)
1986	Trojans, 35-21 (Los Angeles)
1985	Trojans, 20-6 (Tokyo)
1984	Trojans, 19-9 (Eugene)
1982	Trojans, 38-7 (Los Angeles)
1980	Tie, 7-7 (Eugene)
1978	Trojans, 37-10 (Eugene)
1977	Trojans, 33-15 (Los Angeles)
1976	Trojans, 53-0 (Eugene)
1975	Trojans, 17-3 (Los Angeles)
1974	Trojans, 16-7 (Eugene)
1973	Trojans, 31-10 (Los Angeles)
1972	Trojans, 18-10 (Eugene)
1971	Ducks, 28-23 (Los Angeles)
1970	Ducks, 10-7 (Eugene)
1968	Trojans, 20-13 (Eugene)
1967	Trojans, 28-6 (Los Angeles)
1958	Ducks, 25-0 (Portland)
1957	Ducks, 16-7 (Los Angeles)
1956	Ducks, 7-0 (Portland)

1955	Trojans, 42-15 (Los Angeles)
1954	Trojans, 24-14 (Portland)
1953	Ducks, 13-7 (Portland)
1950	Trojans, 30-21 (Los Angeles)
1949	Trojans, 40-13 (Los Angeles)
1948	Ducks, 8-7 (Portland)
1946	Trojans, 43-0 (Los Angeles)
1942	Trojans, 40-0 (Los Angeles)
1941	Ducks, 20-6 (Los Angeles)
1940	Trojans, 13-0 (Los Angeles)
1939	Tie, 7-7 (Los Angeles)
1938	Trojans, 31-7 (Eugene)
1937	Trojans, 34-14 (Los Angeles)
1936	Trojans, 26-0 (Los Angeles)
1934	Trojans, 33-0 (Los Angeles)
1933	Trojans, 26-0 (Los Angeles)
1932	Trojans, 33-0 (Los Angeles)
1931	Trojans, 53-0 (Los Angeles)
1920	Trojans, 21-0 (Pasadena)
1915	Ducks, 34-0 (Los Angeles)

Record at Eugene: 6-12-1  
 Record at Autzen: 6-10-1  
 Record at Portland: 4-2  
 Record at Los Angeles: 6-22-1  
 Neutral Record: 0-1

### UCLA

#### UCLA leads, 39-22-0

2007	Bruins, 16-0 (Pasadena)
2006	Ducks, 30-20 (Eugene)
2004	Bruins, 34-26 (Eugene)
2003	Ducks, 31-13 (Pasadena)
2002	Ducks, 31-30 (Pasadena)
2001	Ducks, 21-20 (Pasadena)
2000	Ducks, 29-10 (Eugene)
1999	Bruins, 34-29 (Pasadena)
1998	Bruins, 41-38 (Pasadena)*
1997	Bruins, 39-31 (Eugene)
1996	Bruins, 41-22 (Eugene)
1995	Ducks, 38-31 (Pasadena)
1992	Bruins, 9-6 (Eugene)
1991	Bruins, 16-7 (Pasadena)
1990	Ducks, 28-24 (Eugene)
1989	Ducks, 38-20 (Pasadena)
1988	Bruins, 16-6 (Eugene)
1987	Bruins, 41-10 (Pasadena)
1984	Ducks, 20-18 (Pasadena)
1983	Bruins, 24-13 (Eugene)
1982	Bruins, 40-12 (Pasadena)
1981	Bruins, 28-11 (Eugene)
1980	Ducks, 20-14 (Los Angeles)
1979	Bruins, 35-0 (Eugene)
1978	Bruins, 23-21 (Los Angeles)
1977	Bruins, 21-3 (Eugene)
1976	Bruins, 46-0 (Los Angeles)
1975	Bruins, 50-17 (Eugene)
1974	Bruins, 21-0 (Los Angeles)
1973	Bruins, 27-7 (Eugene)
1972	Bruins, 65-20 (Los Angeles)
1970	Ducks, 41-40 (Los Angeles)
1969	Bruins, 13-10 (Eugene)
1958	Bruins, 7-3 (Los Angeles)
1957	Ducks, 21-0 (Portland)
1956	Bruins, 6-0 (Los Angeles)
1954	Bruins, 41-0 (Los Angeles)
1953	Bruins, 12-0 (Eugene)
1952	Bruins, 13-6 (Los Angeles)
1951	Bruins, 41-0 (Los Angeles)
1950	Bruins, 28-0 (Los Angeles)
1949	Bruins, 35-27 (Los Angeles)
1948	Ducks, 26-7 (Los Angeles)
1947	Bruins, 24-7 (Los Angeles)
1946	Bruins, 14-0 (Portland)
1945	Bruins, 12-0 (Los Angeles)
1942	Ducks, 14-7 (Eugene)
1941	Bruins, 14-8 (Los Angeles)
1940	Ducks, 18-0 (Eugene)
1939	Bruins, 16-6 (Los Angeles)
1938	Ducks, 14-12 (Eugene)
1937	Bruins, 26-13 (Los Angeles)
1936	Bruins, 7-0 (Portland)
1935	Bruins, 33-6 (Los Angeles)
1934	Ducks, 26-3 (Portland)
1933	Ducks, 7-0 (Los Angeles)
1932	Bruins, 12-7 (Portland)
1931	Ducks, 13-6 (Los Angeles)
1930	Ducks, 7-0 (Eugene)

# OPONENTS

1929 Ducks, 27-0 (Eugene)  
1928 Ducks, 26-6 (Los Angeles)

Record at Eugene: 6-14  
Record at Autzen: 3-12  
Record at Portland: 4-3  
Record at Pasadena: 6-6  
Record at Los Angeles: 6-17

## ARIZONA STATE

### Arizona State leads, 16-12-0

2007 Ducks, 35-23 (Eugene)  
2006 Ducks, 48-13 (Tempe)  
2005 Ducks, 31-17 (Tempe)  
2004 Sun Devils, 28-13 (Eugene)  
2003 Sun Devils, 59-14 (Tempe)  
2002 Sun Devils, 45-42 (Eugene)  
2001 Ducks, 42-24 (Eugene)  
2000 Ducks, 56-55 (Tempe)\*  
1999 Ducks, 20-17 (Eugene)  
1998 Ducks, 51-19 (Eugene)  
1997 Sun Devils, 52-31 (Tempe)  
1996 Sun Devils, 48-27 (Tempe)  
1995 Sun Devils, 35-24 (Eugene)  
1994 Ducks, 34-10 (Eugene)  
1993 Ducks, 45-36 (Tempe)  
1992 Ducks, 30-20 (Eugene)  
1991 Sun Devils, 24-21 (Tempe)  
1990 Ducks, 27-7 (Eugene)  
1989 Ducks, 27-7 (Tempe)  
1988 Sun Devils, 21-20 (Eugene)  
1987 Sun Devils, 37-13 (Tempe)  
1986 Sun Devils, 37-17 (Eugene)  
1984 Sun Devils, 44-10 (Eugene)  
1982 Sun Devils, 34-3 (Eugene)  
1981 Sun Devils, 24-0 (Tempe)  
1980 Sun Devils, 42-38 (Tempe)  
1973 Sun Devils, 26-20 (Eugene)  
1966 Sun Devils, 14-10 (Tempe)

Record at Eugene: 6-8  
Record at Autzen: 6-8  
Record at Tempe: 6-8

## CALIFORNIA

### California leads, 38-30-2

2007 Bears, 31-24 (Eugene)  
2006 Bears, 45-24 (Berkeley)  
2005 Ducks, 27-20 (Eugene)\*  
2004 Bears, 28-27 (Berkeley)  
2003 Ducks, 21-17 (Eugene)  
2001 Ducks, 48-7 (Berkeley)  
2000 Ducks, 25-17 (Eugene)  
1999 Ducks, 24-19 (Berkeley)  
1996 Ducks, 40-23 (Eugene)  
1995 Ducks, 52-30 (Berkeley)  
1994 Ducks, 23-7 (Eugene)  
1993 Bears, 42-41 (Berkeley)  
1992 Ducks, 37-17 (Eugene)  
1991 Bears, 45-7 (Berkeley)  
1990 Bears, 28-3 (Berkeley)  
1989 Ducks, 35-19 (Eugene)  
1987 Bears, 20-6 (Eugene)  
1986 Ducks, 27-9 (Berkeley)  
1985 Bears, 27-24 (Eugene)  
1984 Ducks, 21-14 (Berkeley)  
1983 Ducks, 24-17 (Eugene)  
1982 Bears, 10-7 (Berkeley)  
1980 Bears, 31-6 (Berkeley)  
1979 Ducks, 19-14 (Eugene)  
1978 Bears, 21-18 (Berkeley)  
1977 Bears, 48-16 (Eugene)  
1976 Bears, 27-10 (Berkeley)  
1975 Bears, 34-7 (Eugene)  
1974 Bears, 40-10 (Berkeley)  
1973 Ducks, 41-10 (Eugene)  
1972 Bears, 31-12 (Berkeley)  
1971 Bears, 17-10 (Eugene)  
1970 Ducks, 31-24 (Portland)  
1968 Bears, 36-8 (Berkeley)  
1967 Bears, 21-13 (Berkeley)  
1965 Bears, 24-0 (Portland)  
1960 Ducks, 20-0 (Berkeley)  
1959 Ducks, 20-18 (Portland)  
1958 Bears, 23-6 (Berkeley)  
1957 Ducks, 24-6 (Eugene)  
1956 Ducks, 28-6 (Berkeley)  
1955 Ducks, 21-0 (Portland)  
1954 Ducks, 33-27 (Berkeley)  
1953 Tie, 0-0 (Berkeley)  
1952 Bears, 41-7 (Portland)

1951 Bears, 28-26 (Berkeley)  
1950 Bears, 28-7 (Portland)  
1949 Bears, 41-14 (Berkeley)  
1946 Ducks, 14-13 (Berkeley)  
1945 Ducks, 20-13 (Berkeley)  
1942 Bears, 20-7 (Berkeley)  
1941 Ducks, 19-7 (Portland)  
1940 Bears, 14-6 (Berkeley)  
1939 Ducks, 6-0 (Berkeley)  
1938 Bears, 20-0 (Berkeley)  
1937 Bears, 26-0 (Portland)  
1936 Bears, 28-0 (Berkeley)  
1935 Bears, 6-0 (Portland)  
1928 Bears, 13-0 (Berkeley)  
1927 Bears, 16-0 (Portland)  
1926 Ducks, 21-13 (Berkeley)  
1925 Bears, 28-0 (Portland)  
1921 Bears, 39-0 (Berkeley)  
1918 Bears, 6-0 (Berkeley)  
1917 Ducks, 21-0 (Eugene)  
1916 Ducks, 34-14 (Berkeley)  
1905 Tie, 0-0 (Berkeley)  
1904 Bears, 12-0 (Berkeley)  
1900 Ducks, 2-0 (Berkeley)  
1899 Bears, 12-0 (Berkeley)

Record at Eugene: 12-6  
Record at Autzen: 9-6  
Record at Portland: 4-7  
Record at Berkeley: 14-25-2

## STANFORD

### Stanford leads, 43-27-1

2007 Ducks, 55-31 (Stanford)  
2006 Ducks, 48-10 (Eugene)  
2005 Ducks, 44-20 (Stanford)  
2004 Ducks, 16-13 (Stanford)  
2003 Ducks, 35-0 (Eugene)  
2002 Ducks, 41-14 (Eugene)  
2001 Cardinal, 49-42 (Eugene)  
1998 Ducks, 63-28 (Eugene)  
1997 Cardinal, 58-49 (Stanford)  
1996 Cardinal, 27-24 (Stanford)\*  
1995 Cardinal, 28-21 (Eugene)  
1994 Ducks, 55-21 (Stanford)  
1993 Cardinal, 38-34 (Eugene)  
1992 Cardinal, 21-7 (Stanford)  
1991 Cardinal, 33-13 (Eugene)  
1990 Ducks, 31-0 (Eugene)  
1989 Cardinal, 18-17 (Stanford)  
1988 Ducks, 7-3 (Eugene)  
1987 Cardinal, 13-10 (Stanford)  
1986 Cardinal, 41-7 (Eugene)  
1985 Ducks, 45-28 (Eugene)  
1983 Ducks, 16-7 (Stanford)  
1981 Cardinal, 42-3 (Stanford)  
1980 Cardinal, 35-25 (Eugene)  
1979 Ducks, 16-7 (Stanford)  
1977 Cardinal, 20-10 (Stanford)  
1976 Cardinal, 28-17 (Eugene)  
1975 Cardinal, 33-30 (Stanford)  
1974 Cardinal, 17-0 (Eugene)  
1973 Cardinal, 24-7 (Stanford)  
1972 Ducks, 15-13 (Eugene)  
1971 Cardinal, 38-17 (Stanford)  
1970 Cardinal, 33-10 (Eugene)  
1969 Cardinal, 28-0 (Stanford)  
1968 Cardinal, 28-12 (Stanford)  
1967 Cardinal, 17-14 (Stanford)  
1966 Ducks, 7-3 (Portland)  
1965 Cardinal, 17-14 (Stanford)  
1964 Cardinal, 10-8 (Portland)  
1963 Ducks, 36-7 (Stanford)  
1962 Ducks, 28-14 (Portland)  
1961 Ducks, 19-7 (Stanford)  
1960 Ducks, 27-6 (Portland)  
1959 Ducks, 28-27 (Stanford)  
1958 Ducks, 12-0 (Portland)  
1957 Ducks, 27-26 (Portland)  
1956 Cardinal, 21-7 (Eugene)  
1955 Cardinal, 44-7 (Stanford)  
1954 Cardinal, 18-13 (Portland)  
1953 Cardinal, 7-0 (Stanford)  
1952 Ducks, 21-20 (Stanford)  
1951 Cardinal, 27-20 (Portland)  
1948 Ducks, 20-12 (Stanford)  
1947 Ducks, 21-6 (Stanford)  
1941 Cardinal, 19-15 (Stanford)  
1940 Cardinal, 13-0 (Stanford)  
1939 Ducks, 10-0 (Portland)  
1938 Cardinal, 27-16 (Stanford)

1937 Ducks, 7-6 (Eugene)  
1936 Tie, 7-7 (Stanford)  
1929 Cardinal, 33-7 (Stanford)  
1928 Cardinal, 26-12 (Eugene)  
1927 Cardinal, 19-0 (Stanford)  
1926 Cardinal, 29-12 (Eugene)  
1925 Cardinal, 35-13 (Stanford)  
1924 Cardinal, 28-13 (Stanford)  
1923 Cardinal, 14-3 (Eugene)  
1920 Cardinal, 10-0 (Stanford)  
1905 Cardinal, 10-4 (Stanford)  
1904 Cardinal, 35-0 (Stanford)  
1900 Cardinal, 34-0 (Stanford)

Record at Eugene: 9-13  
Record at Autzen: 8-9  
Record at Portland: 5-3  
Record at Stanford: 13-27-1

## ARIZONA

### Oregon leads, 19-14-0

2007 Wildcats, 34-24 (Tucson)  
2006 Wildcats, 37-10 (Eugene)  
2005 Ducks, 28-21 (Tucson)  
2004 Ducks, 28-14 (Eugene)  
2003 Ducks, 48-10 (Tucson)  
2002 Ducks, 31-14 (Tucson)  
2001 Ducks, 63-28 (Tucson)  
2000 Ducks, 14-10 (Eugene)  
1999 Ducks, 44-41 (Tucson)  
1998 Wildcats, 38-3 (Tucson)  
1997 Ducks, 16-9 (Eugene)  
1996 Ducks, 49-31 (Eugene)  
1995 Ducks, 17-13 (Tucson)  
1994 Ducks, 10-9 (Eugene)  
1993 Wildcats, 31-10 (Tucson)  
1990 Wildcats, 22-17 (Tucson)  
1989 Ducks, 16-10 (Eugene)  
1988 Wildcats, 41-27 (Tucson)  
1986 Wildcats, 37-17 (Eugene)  
1985 Wildcats, 20-8 (Tucson)  
1984 Wildcats, 28-14 (Tucson)  
1983 Ducks, 19-10 (Tucson)  
1982 Ducks, 13-7 (Eugene)  
1981 Wildcats, 18-14 (Eugene)  
1979 Wildcats, 24-13 (Tucson)  
1978 Wildcats, 24-3 (Eugene)  
1972 Ducks, 24-7 (Eugene)  
1964 Ducks, 21-0 (Eugene)  
1963 Ducks, 28-12 (Tucson)  
1961 Wildcats, 15-6 (Portland)  
1955 Ducks, 46-27 (Tucson)  
1951 Ducks, 39-21 (Eugene)  
1937 Wildcats, 20-6 (Tucson)

Record at Eugene: 10-4  
Record at Autzen: 8-4  
Record at Portland: 0-1  
Record at Tucson: 9-9

## OREGON STATE

### Oregon leads, 55-46-10

2007 Beavers, 38-31 (Eugene)\*  
2006 Beavers, 30-28 (Corvallis)  
2005 Ducks, 56-14 (Eugene)  
2004 Beavers, 50-21 (Corvallis)  
2003 Ducks, 34-20 (Eugene)  
2002 Beavers, 45-24 (Corvallis)  
2001 Ducks, 17-14 (Eugene)  
2000 Beavers, 23-13 (Corvallis)  
1999 Ducks, 25-14 (Eugene)  
1998 Beavers, 44-41 (Corvallis)\*\*  
1997 Ducks, 48-30 (Eugene)  
1996 Ducks, 49-13 (Corvallis)  
1995 Ducks, 12-10 (Eugene)  
1994 Ducks, 17-13 (Corvallis)  
1993 Beavers, 15-12 (Eugene)  
1992 Ducks, 7-0 (Corvallis)  
1991 Beavers, 14-3 (Eugene)  
1990 Ducks, 6-3 (Corvallis)  
1989 Ducks, 30-21 (Eugene)  
1988 Beavers, 21-10 (Corvallis)  
1987 Ducks, 44-0 (Eugene)  
1986 Ducks, 49-28 (Corvallis)  
1985 Ducks, 34-13 (Eugene)  
1984 Ducks, 31-6 (Corvallis)  
1983 Tie, 0-0 (Eugene)  
1982 Ducks, 7-6 (Corvallis)  
1981 Ducks, 47-17 (Eugene)  
1980 Ducks, 40-21 (Corvallis)  
1979 Ducks, 24-3 (Eugene)

1978 Ducks, 24-3 (Corvallis)  
1977 Ducks, 28-16 (Eugene)  
1976 Ducks, 23-14 (Corvallis)  
1975 Ducks, 14-7 (Eugene)  
1974 Beavers, 35-16 (Corvallis)  
1973 Beavers, 17-14 (Eugene)  
1972 Ducks, 30-3 (Corvallis)  
1971 Beavers, 30-29 (Eugene)  
1970 Beavers, 24-9 (Corvallis)  
1969 Beavers, 10-7 (Eugene)  
1968 Beavers, 41-19 (Corvallis)  
1967 Beavers, 14-10 (Eugene)  
1966 Beavers, 20-15 (Corvallis)  
1965 Beavers, 19-14 (Eugene)  
1964 Beavers, 7-6 (Corvallis)  
1963 Ducks, 31-14 (Eugene)  
1962 Beavers, 20-17 (Corvallis)  
1961 Beavers, 6-2 (Eugene)  
1960 Tie, 14-14 (Corvallis)  
1959 Beavers, 15-7 (Eugene)  
1958 Ducks, 20-0 (Corvallis)  
1957 Beavers, 10-7 (Eugene)  
1956 Tie, 14-14 (Corvallis)  
1955 Ducks, 28-0 (Eugene)  
1954 Ducks, 33-14 (Corvallis)  
1953 Beavers, 7-0 (Eugene)  
1952 Beavers, 22-19 (Portland)  
1951 Beavers, 14-7 (Eugene)  
1950 Beavers, 14-2 (Portland)  
1949 Beavers, 20-10 (Eugene)  
1948 Ducks, 10-0 (Corvallis)  
1947 Ducks, 14-6 (Eugene)  
1946 Beavers, 13-0 (Corvallis)  
1945 Beavers, 13-12 (Eugene)  
1945 Beavers, 19-6 (Corvallis)  
1942 Beavers, 39-2 (Corvallis)  
1941 Beavers, 12-7 (Eugene)  
1940 Ducks, 20-0 (Corvallis)  
1939 Beavers, 19-14 (Eugene)  
1938 Beavers, 14-0 (Portland)  
1937 Beavers, 14-0 (Eugene)  
1936 Beavers, 18-0 (Corvallis)  
1935 Ducks, 13-0 (Eugene)  
1934 Ducks, 9-6 (Portland)  
1933 Ducks, 13-3 (Portland)  
1932 Ducks, 12-6 (Corvallis)  
1931 Tie, 0-0 (Eugene)  
1930 Beavers, 15-0 (Corvallis)  
1929 Ducks, 16-0 (Eugene)  
1928 Ducks, 12-0 (Corvallis)  
1927 Beavers, 31-7 (Eugene)  
1926 Beavers, 16-0 (Corvallis)  
1925 Beavers, 24-13 (Eugene)  
1924 Ducks, 7-3 (Corvallis)  
1923 Beavers, 6-0 (Eugene)  
1922 Ducks, 10-0 (Corvallis)  
1921 Tie, 0-0 (Eugene)  
1920 Tie, 0-0 (Eugene)  
1919 Ducks, 9-0 (Eugene)  
1918 Ducks, 13-6 (Corvallis)  
1917 Beavers, 14-7 (Portland)  
1916 Ducks, 27-0 (Corvallis)  
1915 Ducks, 9-0 (Eugene)  
1914 Tie, 3-3 (Corvallis)  
1913 Tie, 10-10 (Albany)  
1912 Ducks, 3-0 (Albany)  
1910 Ducks, 12-0 (Corvallis)  
1909 Ducks, 12-0 (Eugene)  
1908 Ducks, 8-0 (Portland)  
1907 Beavers, 4-0 (Eugene)  
1906 Tie, 0-0 (Corvallis)  
1905 Ducks, 6-0 (Eugene)  
1904 Ducks, 6-5 (Corvallis)  
1903 Ducks, 5-0 (Eugene)  
1902 Tie, 0-0 (Corvallis)  
1899 Ducks, 38-0 (Eugene)  
1898 Ducks, 38-0 (Corvallis)  
1897 Beavers, 26-8 (Eugene)  
1896 Ducks, 12-8 (Corvallis)  
1896 Ducks, 2-0 (Eugene)  
1895 Ducks, 44-0 (Eugene)  
1894 Beavers, 16-0 (Eugene)

Record at Eugene: 25-24-4  
Record at Autzen: 12-7-1  
Record at Portland: 3-4  
Record at Corvallis: 25-18-5  
Record at Albany: 1-0-1

\*overtime

OREGON ALL-TIME VS. OPPONENTS

	W	L	T	First (result)	Last (result)
Air Force	8	3	1	1959 (35-12)	1997 (41-13)
Albany College	3	0	2	1894 (44-2)	1904 (4-0)
<b>Arizona</b>	<b>19</b>	<b>14</b>	<b>0</b>	<b>1937 (6-20)</b>	<b>2007 (24-34)</b>
<b>Arizona State</b>	<b>12</b>	<b>16</b>	<b>0</b>	<b>1966 (10-14)</b>	<b>2007 (35-23)</b>
Army	0	0	2	1969 (17-17)	1970 (22-22)
<b>Boise State</b>	<b>0</b>	<b>0</b>	<b>0</b>	<b>First Meeting</b>	
Boston University	0	1	0	1951 (6-35)	1951 (6-35)
Bremerton Sailors	1	0	0	1913 (43-6)	1913 (43-6)
Brigham Young	3	3	0	1964 (20-13)	2006 (8-38)
<b>California</b>	<b>30</b>	<b>38</b>	<b>2</b>	<b>1899 (0-12)</b>	<b>2007 (24-31)</b>
Capitol A.C.	0	1	0	1900 (0-5)	1900 (0-5)
Camp Lewis	1	0	0	1918 (20-3)	1918 (20-3)
Chemawa Indians	5	0	0	1897 (10-0)	1905 (17-0)
Colorado	7	8	0	1949 (42-14)	2002 (38-16)
Colorado State	3	1	0	1976 (17-3)	1996 (35-28)
Columbia	1	0	0	1933 (14-7)	1933 (14-7)
Drake	1	0	0	1930 (14-7)	1930 (14-7)
Florida	0	1	0	1929 (6-20)	1929 (6-20)
Fordham	0	1	0	1938 (0-26)	1938 (0-26)
Foundation	1	0	0	1918 (41-0)	1918 (41-0)
Fresno State	6	2	0	1981 (16-23)	2007 (52-21)
Georgia	0	1	0	1977 (16-27)	1977 (16-27)
Gonzaga	5	1	0	1932 (13-0)	1939 (7-12)
Harvard	0	1	0	1919 (6-7)	1919 (6-7)
Hawaii	4	3	0	1921 (47-0)	1994 (16-36)
Honolulu	1	0	0	1928 (13-2)	1928 (13-2)
Houston	3	0	0	1983 (15-14)	2007 (48-27)
Idaho	52	3	4	1901 (0-0)	2004 (48-10)
Idaho State	1	0	0	1988 (52-7)	1988 (52-7)
Illinois	2	1	0	1970 (16-20)	1995 (34-31)
Indiana	2	1	0	1963 (28-22)	2004 (24-30)
Iowa	2	1	0	1949 (31-24)	1994 (40-18)
Kansas	0	1	1	1980 (7-7)	1981 (10-19)
Linfield	3	0	0	1927 (7-0)	1933 (53-0)
Long Beach State	3	0	0	1984 (28-17)	1989 (52-10)
Louisiana State	1	2	0	1932 (12-0)	1977 (17-56)
Mare Island Marines	0	1	0	1917 (0-27)	1917 (0-27)
Miami (Fla.)	0	1	0	1958 (0-2)	1958 (0-2)
Michigan	2	3	0	1948 (0-14)	2007 (39-7)
Michigan State	2	2	0	1979 (17-41)	1999 (20-27)
Minnesota	1	3	0	1961 (7-14)	2003 (30-31)
Mississippi State	2	0	0	2002 (36-13)	2003 (42-34)
Missouri	0	1	0	1972 (22-24)	1972 (22-24)
Montana	7	0	1	1928 (31-6)	2005 (47-14)
Montana State	1	0	0	1947 (27-14)	1947 (27-14)
Multnomah A.C.	11	20	3	1896 (6-12)	1925 (0-0)
Navy Pre-Flight	0	1	0	1942 (9-10)	1942 (9-10)
Nebraska	1	5	0	1952 (13-25)	1986 (14-48)
Nevada	5	1	0	1947 (6-13)	2003 (31-23)
Nevada-Las Vegas	2	0	0	1980 (32-9)	1992 (59-6)
New Mexico State	1	0	0	1991 (29-6)	1991 (29-6)
New York Univ.	1	0	0	1931 (14-6)	1931 (14-6)
North Dakota	0	0	1	1931 (0-0)	1931 (0-0)
Northwestern	0	1	0	1974 (10-14)	1974 (10-14)
Notre Dame	0	1	1	1976 (0-41)	1982 (13-13)
Ohio State	0	7	0	1957 (7-10)	1987 (14-24)
Oklahoma	1	6	0	1958 (0-6)	2006 (34-33)
Oregon Alumni	6	0	0	1903 (6-0)	1913 (42-3)
Oregon Medics	1	0	0	1902 (11-0)	1902 (11-0)
<b>Oregon State</b>	<b>55</b>	<b>46</b>	<b>10</b>	<b>1894 (0-12)</b>	<b>2007 (31-38 OT)</b>
Pacific (Calif.)	4	3	0	1946 (7-6)	1995 (45-7)
Pacific (Ore.)	14	0	2	1894 (0-0)	1932 (26-6)
Pearl Harbor	1	0	0	1921 (3-3)	1921 (3-3)
Pendleton H.S.	1	0	0	1901 (12-0)	1901 (12-0)
Pennsylvania	1	0	0	1916 (14-0)	1916 (14-0)
Penn State	1	3	0	1960 (12-41)	1995 (20-38)
Pittsburgh	2	2	0	1956 (7-14)	1965 (17-15)
Portland	4	1	0	1894 ?????	1936 (14-0)
Portland State	3	0	0	1994 (58-16)	2006 (55-12)
Puget Sound	1	0	0	1910 (115-0)	1910 (115-0)
<b>Purdue</b>	<b>0</b>	<b>1</b>	<b>0</b>	<b>1979 (7-13)</b>	<b>1979 (7-13)</b>

	W	L	T	First (result)	Last (result)
Rice	1	0	0	1962 (31-12)	1962 (31-12)
St. Mary's	3	7	0	1929 (6-31)	1950 (13-18)
San Diego State	4	0	0	1985 (49-37)	1990 (42-21)
San Francisco	1	0	0	1947 (34-7)	1947 (34-7)
San Jose State	12	6	0	1953 (26-13)	1998 (58-3)
Santa Barbara	1	0	0	1948 (55-7)	1948 (55-7)
Santa Clara	2	0	0	1932 (7-0)	1941 (21-19)
South Florida	1	0	0	2007 (56-21)	2007 (56-21)
Southern Methodist	1	1	0	1948 (13-21)	1963 (21-14)
Southern Oregon	2	0	0	1899 (35-0)	1900 (21-0)
<b>Stanford</b>	<b>27</b>	<b>43</b>	<b>1</b>	<b>1900 (0-34)</b>	<b>2007 (55-31)</b>
Texas	1	4	0	1941 (7-21)	2001 (35-30)
Texas Christian	1	1	0	1977 (29-24)	1978 (10-14)
Texas-El Paso	2	0	0	1998 (33-26)	1999 (47-28)
Texas Tech	2	0	0	1991 (28-13)	1992 (16-13)
Tulsa	1	0	0	1989 (27-24)	1989 (27-24)
<b>UCLA</b>	<b>22</b>	<b>39</b>	<b>0</b>	<b>1928 (26-6)</b>	<b>2007 (0-16)</b>
<b>USC</b>	<b>16</b>	<b>36</b>	<b>2</b>	<b>1915 (34-0)</b>	<b>2007 (24-17)</b>
Utah	17	8	0	1933 (26-7)	2003 (13-17)
<b>Utah State</b>	<b>3</b>	<b>0</b>	<b>0</b>	<b>1976 (27-9)</b>	<b>2001 (38-21)</b>
U.S. Marines	2	0	0	1937 (24-6)	1940 (12-2)
Vancouver Barr.	1	0	0	1911 (36-0)	1911 (36-0)
Wake Forest	0	2	0	1992 (35-39)	2002 (17-38)
<b>Washington</b>	<b>37</b>	<b>58</b>	<b>5</b>	<b>1900 (43-0)</b>	<b>2007 (55-34)</b>
<b>Washington State</b>	<b>40</b>	<b>38</b>	<b>7</b>	<b>1901 (0-16)</b>	<b>2007 (53-7)</b>
West Virginia	2	0	0	1960 (20-6)	1963 (35-0)
Western Oregon	2	0	0	1928 (24-0)	1931 (21-6)
Whitman	7	3	0	1901 (0-6)	1924 (40-6)
Whitworth	1	0	0	1906 (10-0)	1906 (10-0)
Willamette	22	1	1	1895 (8-4)	1931 (20-0)
Wisconsin	1	3	0	1977 (10-22)	2001 (31-28)
	<b>546</b>	<b>463</b>	<b>46</b>	<b>.539</b>	

2008 Opponents in **Bold**  
All-time record reflects forfeits to Washington State in 1978 and 1979



Walter Thurmond III and Matthew Harper (20) celebrate Thurmond's fumble recovery and return for a touchdown in 2007's win vs. Fresno State.

## HOME FIELD ADVANTAGE

Oregon's Autzen Stadium, consistently ranked among the nation's top 10 venues to watch a college football game, saw average attendance figures top 56,000 for a sixth straight season in 2007.

Now in its 42nd season, the facility, which originally was completed for a remarkable bargain of approximately \$2.5 million in 1967, underwent a \$90 million facelift prior to the 2002 season that not only added 12,000 seats and 32 luxury boxes to the stadium's south-side skyline, it improved the amenities that allow spectators to enjoy a better game-day experience in one of the loudest collegiate stadiums in the country. The renovation encompassed much-needed restroom and concession facilities, a 10,000-square foot entertainment center (Club at Autzen), widened walkway and concourse areas to better accommodate the increased capacity from 41,698 to 54,000 fans, as well as new ticket distribution centers and guest services windows to cater to the needs of its patrons.

The result was a record number of fans flocking to an athletic arena which has witnessed nearly five million fans walking through the turnstiles to watch Oregon football since 1987. Further emphasizing its popularity is the fact the Ducks have exceeded per-game seating capacity on a season basis 11 of the last 12 years and enter this season boasting of a school-record 55 consecutive sellouts.

The history of Autzen Stadium is rich. Former Athletic Director Leo Harris was successful in spearheading the drive to construct a modern and economical football theater to replace historic Hayward Field. Named in honor of Portland lumberman, sportsman and philanthropist Thomas J. Autzen, the stadium is situated on a 90-acre site adjacent to Eugene's Alton Baker Park. The site is immediately north of the Willamette River and is approximately one-quarter mile north of the main campus, easily accessible by a scenic footbridge.

Following Oregon's first outright Pacific-10 Conference championship in 1994, the athletic department named the playing surface of Autzen Stadium after its winningest football coach at that time, Rich

Brooks.

Autzen's natural grass playing surface underwent its first facelift in 1969 with the installation of its first artificial turf. The surface was replaced in 1976 and a new covering of OmniTurf was installed before the 1984 campaign. The field was replaced with another OmniTurf surface prior to the 1991 season. In 2001, the Ducks played on NexTurf before upgrading its surface to FieldTurf in 2002, which has polyethylene and polypropylene fibers designed to resist extreme temperature and weather conditions.

The skyline of Autzen Stadium also was first improved in 1981 with the addition of the Barker Stadium Club behind the east end zone. The facility provided the stadium with additional meeting space and functional surroundings for pregame activities prior to subsequent improvements.

One of the most significant improvements in the history of the athletics department was completed in time for the start of the 1988 season. The press box along the north rim of the stadium was relocated to the south side to make room for the \$2.3 million three-story luxury suite complex. The project included the construction of 11 individual sky boxes along with a 460-seat master skysuite, with the revenue generated from the leases serving as the cornerstone for financing of the construction of the Len

### 2007 PAC-10 HOME ATTENDANCE

Percentage of Stadium Capacity

School (Capacity)	Avg.	% of Cap.
Oregon (54,000)	58,845	108.9%
USC (92,000)	87,476	95.1%
California (67,537)	63,136	93.5%
Washington (72,500)	67,732	93.4%
Arizona (56,002)	52,160	93.1%
Oregon State (46,000)	41,374	89.9%
Washington St. (37,600)	33,045	87.9%
Arizona State (71,706)	62,875	87.7%
UCLA (91,500)	76,378	83.5%
Stanford (50,000)	39,332	78.7%

Casanova Athletic Center.

A \$4 million MegaVision four-color video display scoreboard was added to the skyline in 1998. Measuring 88 feet by 56 feet at its extreme points, the structure almost doubled the size of the previous scoreboard.

In the first game played at Autzen Stadium, nationally ranked Colorado defeated Oregon, 17-13, on Sept. 23, 1967, before a regional television audience. The program recorded its initial and only win in the first-year stadium that same season on Oct. 21 vs. Idaho, 31-6.

Since its opening, the Ducks have proceeded to accrue a home-field record 141-90-5 (.608), including a 55-12 (.821) ledger from the start of the 1997 season until now. Oregon established a new stadium record for consecutive victories with its 11th straight triumph coming by way of a thrilling triple-overtime win over USC in 1999, and extended that streak to a national-best of 23 wins in a row before Stanford curtailed the second-longest streak in conference history on Oct. 20, 2001 (49-42).

The program's 14 straight Pac-10 home wins during that tenure (1997-01) established a league record that was surpassed by USC (23, 2001-07) in 2004.

The Ducks went undefeated at Autzen Stadium for the first time ever with their 7-0 record in 1990 and since have duplicated the unbeaten feat in 1998, 1999 and 2000.



### AUTZEN STADIUM

	Opponent	Attendance	Date
1.	Arizona State	+59,379	11-03-2007
2.	USC	59,277	10-27-2007
3.	California	59,273	9-29-2007
4.	Oklahoma	59,269	9-16-2006
5.	USC	59,129	9-24-2005
6.	Oregon State	59,050	12-01-2007
7.	Michigan	59,023	9-20-2003
8.	Washington State	58,749	10-13-2007
9.	UCLA	58,618	10-14-2006
10.	Fresno State	58,525	9-15-2007
	Oregon State	58,525	11-19-2005
12.	Stanford	*58,450	9-02-2006
13.	Washington	58,408	11-04-2006
14.	UCLA	58,334	11-13-2004
15.	California	58,309	11-05-2005
16.	Washington	58,269	10-15-2005
17.	Arizona	58,237	10-16-2004
18.	Arizona State	58,208	10-02-2004
19.	Fresno State	58,201	9-17-2005
20.	Montana	58,169	9-10-2005

+State of Oregon record • \*Opening Day record  
All-time crowds in excess of 50,000 at Autzen: 39

### TOP ALL-TIME OREGON CROWDS

### ALL VENUES

	Opponent	Attendance	Date
1.	Michigan (Ann Arbor)	109,733	9-08-2007
2.	Penn State (Rose Bowl)	102,247	1-02-1995
3.	Ohio State (Rose Bowl)	98,202	1-01-1958
4.	USC (Los Angeles)	92,000	11-11-2006
5.	Ohio State (Columbus)	89,882	9-19-1987
6.	Ohio State (Columbus)	88,524	9-10-1984
7.	Oklahoma (Norman)	84,574	9-18-2004
8.	Ohio State (Columbus)	82,073	11-18-1961
9.	Michigan (Ann Arbor)	81,113	10-06-1973
10.	Wisconsin (Madison)	78,521	9-09-2000
11.	UCLA (Los Angeles)	78,330	11-10-2001
12.	California (Berkeley)	78,000	11-12-1949
13.	Nebraska (Lincoln)	76,185	9-27-1986
14.	Michigan State (East Lansing)	76,123	9-15-1879
15.	Nebraska (Lincoln)	76,053	9-14-1974



## AUTZEN STADIUM RECORDS

### INDIVIDUAL

(Oregon Best in Parenthesis if Not Record)

- Most Yards Rushing—357**, Rueben Mayes, Washington State, 10-27-84 (249, Bobby Moore vs. Utah, 9-18-71)
- Most Rushing Attempts—41**, Steve Broussard, Washington State, 10-7-89 (39, Jonathan Stewart vs. Oregon State, 12-1-07)
- Most Touchdowns Rushing—5**, Saladin McCullough vs. Arizona, 11-9-96
- Longest Run—88**, Jonathan Stewart vs. Fresno State, 9-15-07
- Most Pass Attempts—57**, Ty Detmer, Brigham Young, 9-29-90 (55, Tony Graziani vs. Arizona State, 10-28-95)
- Most Pass Completions—36**, Kellen Clemens vs. Washington, 10-15-05
- Best Completion Percentage—.882** (15-17), Kellen Clemens vs. Stanford, 10-25-03
- Most Yards Passing—536**, Andrew Walter, Arizona State, 10-19-02 (443, Bill Musgrave vs. San Diego State, 9-8-90)
- Longest Pass—93**, Carson Palmer - Kareem Kelly, USC, 9-22-01 (90, Jason Maas - Pat Johnson vs. Oregon State, 11-22-97)
- Most Touchdowns Passing—6**, Joey Harrington vs. Arizona State, 11-3-01
- Most Interceptions Thrown—5**, Ty Detmer, Brigham Young, 9-29-90; Tom Tunnicliffe, Arizona, 11-20-82; Eric Olson vs. Colorado, 9-23-67
- Most Plays—67**, John Hathoway, Idaho, 11-1-69 (59, Dan Fouts vs. Stanford, 9-26-70)
- Most Yards Total Offense—508**, Andrew Walter, Arizona State, 10-19-02 (469, Bill Musgrave vs. San Diego State, 9-8-90)
- Most Receptions—14**, Reggie Williams, Washington, 11-16-02; Trevor Insley, Nevada, 9-18-99; Brad Muster, Stanford, 9-21-85 (11, Cristin McLemore vs. Stanford, 9-21-95; Cristin McLemore vs. Stanford, 11-3-93; Greg Bauer vs. Stanford, 11-13-76; Bob Newland vs. Air Force, 11-7-70)
- Most Yards Receiving—242**, Tony Hartley vs. Washington, 11-7-98
- Most Touchdowns Receiving—4**, Keenan Howry vs. Arizona State, 11-3-01
- Most Punt Returns—9**, Harvey Winn vs. Arizona, 9-16-72
- Most Punt Return Yards—186**, Keenan Howry vs. Stanford, 10-20-01
- Longest Punt Return—92**, Thomas Henley, Stanford, 10-18-86 (87, Ronnie Harris vs. UNLV, 9-26-92)
- Most Kickoff Returns—9**, Josh Moore, Idaho, 9-15-90 (7, Tony Cherry vs. Washington State, 10-27-84; Tony Cherry vs. Arizona State, 11-10-84)
- Most Kickoff Return Yards—240**, Tony Cherry vs. Washington State, 10-27-84
- Longest Kickoff Return—99**, Jason Cooper vs. Nevada, 9-18-99
- Best Punting Average—63.0**, Josh Bidwell vs. Arizona State, 11-14-98
- Most Punts—12**, Willie Lujan, Long Beach State, 9-10-88; Craig Schiller, Arizona, 11-20-82; Cameron Young, Texas Christian, 9-23-78 (11, Josh Bidwell vs. Arizona, 9-4-97; Henry Parks vs. Oregon State, 11-22-75; Alan Pitcaithley vs. UCLA, 11-15-69)
- Longest Punt—80**, Derek McLaughlin, Washington, 11-16-02 (76, Tommy Thompson vs. California, 11-7-92)
- Most Field Goals Made—6**, Paul Martinez vs. Montana, 9-10-05
- Most Field Goals Attempts—6**, Paul Martinez vs. Montana, 9-10-05; Tommy Thompson vs. Arizona State, 10-3-92; Jim Breech, California, 10-11-75
- Longest Field Goal—56**, Tommy Thompson vs. Washington, 10-17-92; Chris Sailor, UCLA, 10-17-97
- Most Interceptions—3**, Steve Smith vs. USC, 9-22-01; Herman O'Berry vs. California, 11-7-92; Daryle Smith vs. Brigham Young, 9-29-90; David Ortega, California, 10-31-87; Bob Green vs. San Jose State, 10-23-71
- Most Interception Yards—97**, Kenny Wheaton vs. Washington, 10-22-94
- Longest Interception—97**, Kenny Wheaton vs. Washington, 10-22-94
- Most Touchdowns—5**, Saladin McCullough vs. Arizona, 11-9-96
- Most Points Scored—30**, Saladin McCullough vs. Arizona, 11-9-96


### TEAM

(Oregon Best in Parenthesis if Not Record)

- Most Points Scored—72** vs. Nevada, 9-18-99
- Fewest Points Allowed—0** vs. Stanford, 10-25-03; vs. Portland State, 9-21-02; vs. Stanford, 10-27-90; vs. Long Beach State, 9-10-88; by Oregon State, 11-21-87; by Oregon State, 11-19-83; vs. Pacific, 9-19-81; vs. Washington, 10-27-73
- Most Touchdowns—10** vs. Nevada, 9-18-99
- Most Rushing Attempts—91** by UCLA, 11-17-79 (76 vs. Oregon State, 11-24-79)
- Yards Rushing—524** by Washington State, 10-27-84 (399 vs. UNLV, 9-26-92)
- Fewest Yards Rushing—minus-47** by BYU, 9-27-90 (minus-2, vs. Washington, 10-22-83)
- Most Touchdowns Rushing—7** by UCLA, 11-8-75 (6 vs. Nevada, 9-18-99; vs. Arizona, 11-9-96; vs. Idaho, 9-15-90)
- Most Pass Attempts—58** vs. Washington State, 9-27-03; by Montana, 9-11-93; by Idaho, 11-1-69
- Most Pass Completions—37** vs. Washington, 10-15-05
- Most Yards Passing—559** by Arizona State, 10-19-02 (443 vs. San Diego State, 9-8-90)
- Fewest Yards Passing—minus-1** by Air Force, 10-20-79 (23 vs. San Jose State, 9-11-82)
- Most Touchdowns Passes—6** vs. Arizona State, 11-3-01; vs. Idaho, 11-1-69
- Most Interceptions Thrown—7** vs. Washington State, 9-27-03
- Most Plays—97** by UCLA, 11-17-79 (93 vs. Stanford, 9-23-95)
- Most Yards Total Offense—664** vs. Stanford, 9-26-98
- Fewest Yards Total Offense—97** vs. Washington, 10-8-77
- Most First Downs—33** vs. Colorado State, 9-14-96; vs. Utah State, 10-6-90; vs. Utah, 9-18-71
- First Downs Rushing—27** by UCLA, 11-8-75 (23 vs. Utah, 9-18-71)
- First Downs Passing—21** vs. Colorado State, 9-14-96; vs. Air Force, 11-7-70
- Most Punts—12** by Long Beach State, 9-10-88; by Arizona, 11-20-82; by Texas Christian, 9-23-78; vs. Oregon State, 11-22-75
- Most Yards Punting—557** by Michigan State, 9-20-80 (467 vs. Oregon State, 11-22-75)
- Most Punt Returns—9** vs. Arizona, 9-16-72
- Most Punt Return Yards—186** vs. Stanford, 10-20-01
- Most Kickoff Returns—10** vs. Washington State, 9-27-03; by Arizona State, 11-14-98
- Most Kickoff Return Yards—280** vs. Washington State, 10-27-84
- Most Interceptions—7** by Washington State, 9-27-03 (6 vs. Washington, 10-27-73)
- Most Interception Yards—140** vs. Idaho State, 10-14-88
- Most Fumbles—11** by Washington, 10-25-69 (9 vs. Idaho, 11-1-69)
- Most Fumbles Lost—6** by USC, 10-28-72; vs. Washington State, 10-14-72; by Washington, 10-25-69
- Most Penalties—21** by USC, 9-25-99 (13 vs. Nevada, 9-18-99; vs. San Jose State, 9-19-98)
- Most Penalty Yards—178** by USC, 9-25-99 (134 vs. Washington State, 10-3-70)

Oregon broke the state attendance record three times in 2007 and boasted four crowds in excess of 59,000.





Oregon broke the 59,000 mark for the first time on Sept. 20, 2003 vs. Michigan (59,023).

## YEAR-BY-YEAR ATTENDANCE

<b>1967</b>	UCLA* .....28,500	Home Average .....23,340	Northwestern .....30,481
California .....31,000	Oregon State* .....42,500	<b>1972</b>	California .....37,268
Colorado* .....27,500	Hawaii .....21,717	Missouri .....41,236	USC* .....32,500
Utah .....17,118	Total .....319,192	Arizona* .....30,000	Washington .....52,500
Ohio State* .....25,000	Average .....29,017	Oklahoma .....61,826	Washington State* .....21,500
Washington* .....33,500	Home Total .....183,400	UCLA .....30,209	UCLA .....32,713
Idaho* .....16,000	Home Average .....30,567	Washington .....61,000	Stanford* .....18,500
USC .....48,807	<b>1970</b>	Washington State* .....23,000	Oregon State .....32,156
Washington State .....18,200	California* (Portland) .....26,556	Stanford* .....27,500	Total .....380,591
Stanford .....28,500	Illinois .....33,246	USC* .....32,000	Average .....34,599
Oregon State* .....40,100	Stanford* .....38,400	California .....23,000	Home Total .....96,000
Total .....285,725	Washington State* .....21,800	San Jose State* .....27,500	Home Average .....24,000
Average .....28,572	UCLA .....44,722	Oregon State .....41,544	<b>1975</b>
Home Total .....142,100	Idaho* .....20,300	Total .....408,815	Oklahoma .....70,261
Home Average .....28,420	USC* .....34,000	Average .....37,165	San Jose State* .....25,000
<b>1968</b>	Washington .....58,000	Home Total .....140,200	Minnesota .....34,300
Colorado .....44,723	Air Force* .....24,700	Home Average .....28,040	Washington* .....28,500
Stanford* .....25,000	Army .....39,455	<b>1973</b>	California* .....18,500
Ohio State .....70,191	Oregon State .....40,299	Arizona State* .....40,100	USC .....50,542
Washington .....52,500	Total .....381,478	Air Force .....34,541	Utah* .....10,500
Idaho* .....17,250	Average .....34,679	Utah* .....31,500	Washington State .....18,100
Utah* .....17,000	Home Total .....165,756	Michigan .....81,113	UCLA* .....1,500
USC* .....33,500	Home Average .....27,693	California* .....28,700	Stanford .....38,500
Washington State* .....23,000	<b>1971</b>	USC .....53,155	Oregon State* .....35,000
California .....28,000	Nebraska .....67,437	Washington* .....40,000	Total .....330,703
Oregon State .....40,141	Utah* .....27,000	Washington State .....19,800	Average .....30,064
Total .....351,305	Stanford .....55,500	UCLA* .....21,200	Home Total .....129,000
Average .....35,130	Texas .....66,500	Stanford .....21,000	Home Average .....25,800
Home Total .....115,750	USC .....50,111	Oregon State* .....39,700	<b>1976</b>
Home Average .....23,150	Washington* .....44,200	Total .....410,809	Colorado State* .....37,800
<b>1969</b>	San Jose State* .....14,000	Average .....37,346	USC* .....40,600
Utah .....18,663	Washington State .....25,400	Home Total .....201,200	Utah .....14,586
Stanford .....37,500	Air Force .....26,435	Home Average .....33,533	Utah State* .....17,300
Washington State .....21,092	California* .....18,500	<b>1974</b>	California .....29,946
San Jose State* .....21,500	Oregon State* .....43,000	Nebraska .....76,053	Notre Dame .....59,075
Air Force .....36,820	Total .....438,083	Air Force* .....23,500	Washington .....43,129
Washington* .....34,200	Average .....38,916	UCLA .....32,470	Washington State* .....22,200
Idaho* .....20,500	Home Total .....146,700	Stanford* .....18,000	UCLA .....32,470
Army* .....36,200			Stanford* .....18,000



Oregon State.....	35,611
Total.....	350,717
Average.....	31,883
Home Total.....	135,900
Home Average.....	27,180

## 1977

Georgia.....	45,000
Texas Christian.....	15,031
Wisconsin*.....	30,773
Stanford.....	36,500
Washington*.....	29,500
USC.....	51,120
Louisiana State.....	59,017
Washington State.....	27,200
UCLA*.....	20,000
California*.....	15,000
Oregon State*.....	34,068
Total.....	363,209
Average.....	33,019
Home Total.....	129,341
Home Average.....	25,868

## 1978

Colorado.....	45,389
USC*.....	31,000
Texas Christian*.....	30,500
Wisconsin.....	63,988
California.....	40,350
Brigham Young*.....	24,500
Washington.....	48,419
Washington State*.....	25,000
UCLA.....	37,314
Arizona*.....	26,200
Oregon State*.....	36,000
Total.....	408,660
Average.....	37,150
Home Total.....	137,200
Home Average.....	27,440

## 1979

Colorado.....	44,274
Michigan State.....	76,123
Washington*.....	42,500
Purdue.....	69,327
California*.....	36,636
Arizona.....	47,681
Air Force*.....	28,457
Washington State.....	18,650
Stanford.....	45,219
UCLA*.....	41,235
Oregon State*.....	36,536
Total.....	486,638
Average.....	44,240
Home Total.....	185,364
Home Average.....	37,073

## 1980

Stanford*.....	37,300
Kansas*.....	27,750
Michigan State*.....	30,431
Washington.....	51,008
California.....	35,000
USC*.....	42,733
Nevada-Las Vegas*.....	31,651
Washington State*.....	30,093
UCLA.....	40,907
Oregon State.....	41,600
Arizona State.....	61,623
Total.....	430,106
Average.....	39,101
Home Total.....	199,958
Home Average.....	33,326

## 1981

Fresno State.....	28,697
Kansas.....	33,840
Pacific*.....	24,519
Washington*.....	40,695
Arizona State.....	63,935
Arizona*.....	24,264

Air Force*.....	23,290
UCLA*.....	24,272
Washington State.....	33,500
Stanford.....	36,106
Oregon State*.....	31,142
Total.....	364,260
Average.....	33,114
Home Total.....	168,182
Home Average.....	28,030

## 1982

Arizona State*.....	23,127
San Jose State*.....	17,629
Fresno State*.....	20,856
Washington.....	58,742
USC.....	47,181
California.....	31,736
Notre Dame*.....	40,381
UCLA.....	40,808
Washington State*.....	20,178
Arizona*.....	16,489
Oregon State.....	36,000
Total.....	353,127
Average.....	32,102
Home Total.....	138,660
Home Average.....	23,110

## 1983

Pacific*.....	26,273
Ohio State.....	88,524
Houston*.....	26,105
San Jose State.....	20,109
California*.....	27,102
Arizona.....	45,233
Washington*.....	44,303
Washington State.....	29,500
UCLA*.....	24,511
Stanford.....	31,420
Oregon State*.....	33,176
Total.....	396,256
Average.....	36,023
Home Total.....	181,470
Home Average.....	30,245

## 1984

Long Beach State*.....	23,044
Colorado*.....	25,047
California.....	40,500
Pacific*.....	28,505
Arizona.....	40,838
USC*.....	29,581
Washington.....	60,589
Washington State*.....	24,874
UCLA.....	44,420
Arizona State*.....	23,262
Oregon State.....	39,000
Total.....	379,661
Average.....	34,515
Home Total.....	154,314
Home Average.....	25,719

## 1985

Washington State.....	25,900
Colorado.....	30,373
Stanford*.....	33,494
Nebraska.....	75,947
Washington*.....	44,383
California*.....	27,465
San Diego State.....	15,432
San Jose State*.....	25,501
Arizona.....	35,292
Oregon State*.....	41,805
USC (Tokyo).....	62,000
Total.....	417,592
Average.....	37,963
Home Total.....	172,648
Home Average.....	34,530

## 1986

San Jose State.....	23,115
Colorado*.....	26,155

Arizona*.....	28,773
Nebraska.....	76,185
USC.....	51,340
Arizona State*.....	28,522
Stanford*.....	28,226
Washington.....	58,466
California.....	32,000
Washington State*.....	25,137
Oregon State.....	36,204
Total.....	414,123
Average.....	37,647
Home Total.....	136,813
Home Average.....	27,363

## 1987

Colorado.....	40,521
Ohio State.....	89,882
San Diego State*.....	31,573
Washington*.....	44,421
USC*.....	39,587
UCLA.....	53,320
Stanford.....	38,500
California*.....	37,255
Arizona State.....	69,932
Washington State.....	14,089
Oregon State*.....	43,157
Total.....	502,237
Average.....	45,658
Home Total.....	195,998
Home Average.....	39,200

## 1988

Long Beach State*.....	29,238
Washington State.....	30,263
Stanford*.....	39,089
San Diego State.....	22,527
USC.....	63,452
Idaho State*.....	28,015
Washington*.....	45,978
UCLA*.....	42,509
Arizona.....	40,367
Oregon State.....	40,497
Hawaii.....	39,301
Total.....	455,824
Average.....	37,985
Home Total.....	219,417
Home Average.....	36,570

## 1989

California*.....	35,854
Iowa.....	67,700
Stanford.....	35,000
Arizona*.....	39,631
Washington State*.....	44,963
Washington.....	70,442
Arizona State.....	67,350
Long Beach State*.....	31,381
Brigham Young.....	63,865
UCLA.....	46,433
Oregon State*.....	46,087
Tulsa (Shreveport).....	44,621
Total.....	593,327
Average.....	49,444
Home Total.....	197,916
Home Average.....	39,583

## 1990

San Diego State*.....	35,118
Idaho*.....	29,637
Arizona.....	53,283
Brigham Young*.....	45,022
Utah State*.....	32,554
Washington.....	73,498
Arizona State*.....	35,685
Stanford*.....	37,559
UCLA*.....	45,901
California.....	45,000
Oregon State.....	35,962
Colorado State (Anaheim).....	41,450
Total.....	510,669
Average.....	42,556

Home Total.....	261,476
Home Average.....	37,353

## 1991

Washington State*.....	42,995
Texas Tech.....	36,308
Utah.....	27,867
USC*.....	45,948
New Mexico State*.....	34,536
California.....	46,000
Washington.....	72,318
Stanford*.....	41,949
Arizona State.....	48,170
UCLA.....	40,823
Oregon State*.....	42,141
Total.....	479,055
Average.....	43,550
Home Total.....	207,569
Home Average.....	41,514

## 1992

Hawaii*.....	32,650
Stanford.....	43,656
Texas Tech*.....	28,361
Nevada-Las Vegas*.....	29,508
Arizona State*.....	30,121
USC.....	46,343
Washington*.....	47,612
Washington State.....	25,450
California*.....	34,651
UCLA*.....	33,771
Oregon State.....	35,547
Wake Forest (Shreveport).....	31,337
Total.....	419,007
Average.....	34,917
Home Total.....	236,674
Home Average.....	33,811

## 1993

Colorado State.....	21,721
Montana*.....	33,183
Illinois.....	45,574
California.....	34,000
USC*.....	40,935
Arizona State.....	32,625
Washington.....	72,534
Washington State*.....	35,846
Arizona.....	57,309
Stanford*.....	31,214
Oregon State*.....	42,267
Total.....	447,208
Average.....	40,655
Home Total.....	183,445
Home Average.....	36,689

## 1994

Portland State*.....	30,505
Hawaii.....	40,492
Utah*.....	25,358
Iowa*.....	29,287
USC.....	44,232
Washington State.....	37,600
California*.....	30,678
Washington*.....	44,134
Arizona*.....	36,760
Arizona State*.....	41,683
Stanford.....	43,802
Oregon State.....	37,010
Penn State (Pasadena).....	102,247
Total.....	543,788
Average.....	41,830
Home Total.....	238,405
Home Average.....	34,058

## 1995

Utah.....	30,701
Illinois*.....	44,201
UCLA.....	42,537
Stanford*.....	45,237
Pacific*.....	38,736
California.....	31,000



HOME OF THE DUCKS

Washington State*	46,109
Arizona State*	44,772
Washington	74,054
Arizona	53,736
Oregon State*	46,114
Colorado (Dallas)	58,214
Total	555,441
Average	46,284
Home Total	265,169
Home Average	44,195

## 1996

Fresno State	39,312
Nevada*	41,606
Colorado State*	39,605
Washington State	30,124
Arizona State	54,618
UCLA*	45,779
Stanford	41,150
Washington*	46,226
Arizona*	40,721
California*	37,833
Oregon State	35,822
Total	452,796
Average	41,163
Home Total	251,770
Home Average	41,962

## 1997

Arizona*	38,035
Nevada	30,420
Fresno State*	38,288
Stanford	44,721
Washington State*	43,516
UCLA*	42,314
Utah*	39,389
USC	53,640
Washington	73,775
Arizona State	64,779
Oregon State*	45,735
Air Force (Las Vegas)	21,514
Total	536,126
Average	44,677
Home Total	247,277
Home Average	41,213

## 1998

Michigan State*	43,634
Texas-El Paso	25,906
San Jose State*	41,868
Stanford*	43,948
Washington State	37,196
UCLA	75,367
USC*	45,807
Arizona	44,931
Washington*	46,031
Arizona State*	43,723
Oregon State	37,777
Colorado (Honolulu)	38,803
Total	524,991
Average	43,749
Home Total	265,011
Home Average	44,169

## 1999

Michigan State	72,923
Texas-El Paso*	40,098
Nevada*	41,374
USC*	45,660
Washington	72,581
UCLA	55,674
Arizona	55,251
Arizona State*	45,445
Washington State*	44,090
California	38,000
Oregon State*	46,115
Minnesota (El Paso)	48,757
Total	606,808
Average	50,567
Home Total	262,782
Home Average	43,797

## 2000

Nevada*	43,371
Wisconsin	78,521
Idaho*	43,770
UCLA*	45,470
Washington*	46,153
USC	54,031
Arizona*	45,950
Arizona State	53,085
Washington State	23,314
California*	45,845
Oregon State	36,044
Texas (San Diego)	63,278
Total	578,832
Average	48,236
Home Total	270,559
Home Average	45,093

## 2001

Wisconsin*	45,919
Utah*	45,712
USC*	45,765
Utah State	28,243
Arizona	45,258
California	34,552
Stanford*	46,021
Washington State	34,150
Arizona State*	46,064
UCLA	78,330
Oregon State*	46,075
Colorado (Tempe)	74,118
Total	570,207
Average	47,517
Home Total	275,556
Home Average	45,926

## 2002

Mississippi State*	56,386
Fresno State*	56,357
Idaho*	55,187
Portland State*	56,066
Arizona	47,356
UCLA	68,882
Arizona State*	56,432
USC*	56,754
Stanford*	56,436
Washington State	37,600
Washington*	57,112
Oregon State	37,154
Wake Forest (Seattle)	38,241
Total	679,963
Average	52,305
Home Total	450,730
Home Average	56,341

## 2003

Mississippi State	52,856
Nevada*	56,471
Arizona	40,462
Michigan*	59,023
Washington State*	57,473
Utah	44,676
Arizona State	53,762
Stanford*	57,627
Washington	72,450
California*	57,511
UCLA	56,083
Oregon State*	58,102
Minnesota (El Paso)	49,894
Total	716,390
Average	55,107
Home Total	346,207
Home Average	57,701

## 2004

Indiana*	57,550
Oklahoma	84,574
Idaho*	57,912
Arizona State*	58,208
Washington State	35,117
Arizona*	58,237

## OREGON ATTENDANCE MARKS

Most Attendance 10-Game Season (home and away)—355,823 (1962)  
 Most Attendance 11-Game Season (home and away)—603,950 (2004)  
 Most Attendance 12-Game Season (home and away)—606,808 (1999)  
 Most Attendance 13-Game Season (home and away)—795,836 (2007)  
 Best Average Season (home and away)—61,218 (2007)  
 Most Home Attendance Season (5 Games)—207,569 (1991)  
 Most Home Attendance Season (6 Games)—350,602 (2005)  
 Most Home Attendance Season (7 Games)—411,915 (2007)  
 Most Home Attendance Season (8 Games)—450,730 (2002)  
 Best Average Season (home)—58,845 (2007)  
 Most Attendance Game—109,733 at Michigan (2007)  
 Most Attendance Game, Hayward Field—23,500 vs. Oregon State (1949)  
 Most Attendance Game, Multnomah Stadium—37,263 vs. Washington (1959)  
 Most Attendance Game, Autzen Stadium—59,379 vs. Arizona State (2007)  
 Most Attendance Game, Autzen (pre-2002)—47,612 vs. Washington (1992)

## OREGON'S ANNUAL SEASON ATTENDANCE

1947-193,600	1969-319,192†	1991-479,055†
1948-350,600†	1970-381,478†	1992-419,007@
1949-347,611	1971-438,083†	1993-447,208†
1950-199,377	1972-408,815†	1994-543,788#
1951-169,870	1973-410,809†	1995-555,411@
1952-168,916	1974-380,591†	1996-452,796†
1953-180,939	1975-344,703†	1997-536,126@
1954-232,179	1976-350,717†	1998-524,991@
1955-221,676	1977-363,309†	1999-606,808@
1956-247,749	1978-408,660†	2000-578,832@
1957-332,773†	1979-486,638†	2001-570,207@
1958-292,402	1980-430,106†	2002-679,963#
1959-204,783	1981-364,260†	2003-716,390†
1960-281,163†	1982-353,127†	2004-603,950†
1961-297,282	1983-396,256†	2005-602,125@
1962-355,723	1984-379,661†	2006-739,337#
1963-250,496†	1985-417,592†	2007-795,836#
1964-265,294	1986-414,123†	
1965-238,813	1987-502,237†	
1966-264,593	1988-455,824@	
1967-285,725	1989-593,327@	
1968-351,305	1990-510,669@	

† indicates 11 games  
 @ indicates 12 games  
 # indicates 13 games

Stanford	33,250
Washington*	58,101
California	65,615
UCLA*	58,344
Oregon State	37,042
Total	603,950
Average	54,905
Home Total	348,352
Home Average	58,059

## 2005

Houston	19,981
Montana*	58,169
Fresno State*	58,201
USC*	59,129
Stanford	27,690
Arizona State	62,789
Washington*	58,269
Arizona	48,052
California*	58,309
Washington State	27,595
Oregon State*	58,525
Oklahoma (San Diego)	65,416
Total	602,125
Average	50,177
Home Total	350,602
Home Average	58,434

## 2006

Stanford*	58,450
Fresno State	42,281
Oklahoma*	59,269
Arizona State	58,526

California	72,516
UCLA*	58,618
Washington State	35,117
Portland State*	57,493
Washington*	58,408
USC	92,000
Arizona*	58,029
Oregon State	44,015
BYU (Las Vegas)	44,615
Total	739,337
Average	56,872
Home Total	350,267
Home Average	58,378

## 2007

Houston*	57,662
Michigan	109,733
Fresno State*	58,525
Stanford	35,019
California*	59,273
Washington State*	58,749
Washington	66,481
USC*	59,277
Arizona State*	59,379
Arizona	50,387
UCLA	72,434
Oregon State*	59,050
South Florida (El Paso)	49,867
Total	795,836
Average	61,218
Home Total	411,915
Home Average	58,845



OUR MASCOT CAN BEAT UP YOUR MASCOT

GET STEW

Live Oregon

God Bless The Oregon Ducks

I'M ON GAMEDAY

DUCKS BRING HAMMER DOWN ON Bears

FACT: DUCKS SHOUT LOVES THE DUCKS

ESPN THE HOME DEPOT

# 2007 SEASON IN REVIEW



2007 INDIVIDUAL AWARDS AND HONORS

**JEROME BOYD**

- Pacific-10 Conference Honorable Mention (Coaches)
- Team's Most Improved (Clarke Trophy)

**BRIAN BUTTERFIELD**

- Oregon Special Teams Scout Team Award

**JAIRUS BYRD**

- Pacific-10 Conference Honorable Mention (Coaches)

**PATRICK CHUNG**

- All-America 2nd Team (Associated Press, Phil Steele Publications)
- All-America Honorable Mention (CollegeFootballNews.com)
- 1st-Team Pacific-10 All-Conference (Coaches)
- 1st-Team Pacific-10 All-Conference (Rivals.com)
- Team's Outstanding Special Teams Player (Gordon E. Wilson Award)

**DENNIS DIXON**

- NCAA Top VIII Award
- Davey O'Brien National Quarterback Award Finalist
- Johnny Unitas Golden Arm Award Finalist
- Maxwell Award Finalist
- Walter Camp Player-of-the-Year Award Finalist
- Honorable Mention All-America (CollegeFootballNews.com, Sports Illustrated.com)
- Pac-10 Conference Offensive Player-of-the-Year
- Bill Hayward Amateur Athlete of the Year
- 1st-Team Pacific-10 All-Conference (Coaches)
- 1st-Team Pacific-10 All-Conference (Rivals.com)
- Team's Most Outstanding Player (Hoffman Award)
- Pac-10 Conference Offensive Player-of-the-Week (Michigan, Stanford, Arizona State)
- ESPN The Magazine Academic All-District 1st Team
- Pac-10 Academic All-Conference 2nd Team

**MATT EVENSEN**

- Lou Groza Award Semifinalist

**MATTHEW HARPER**

- Team's Most Improved (Clarke Trophy)
- Pac-10 Conference Defensive Player-of-the-Week (USC)
- Texas vs. The Nation All-Star Bowl

**MATT LARKIN**

- Pac-10 Academic All-Conference 2nd Team

**COLE LINEHAN**

- Pac-10 Academic All-Conference Honorable Mention

**DAVID PAULSON**

- Oregon Offensive Scout Team Award

**TERRANCE PRITCHETT**

- Oregon Defensive Scout Team Award

**NICK REED**

- Ted Hendricks Defensive End of the Year Award Finalist
- All-America 2nd Team (Sports Illustrated.com)
- All-America 3rd Team (Associated Press, CollegeFootballNews.com, Phil Steele Publications)
- 1st-Team Pacific-10 All-Conference (Coaches)
- 1st-Team Pacific-10 All-Conference (Rivals.com)
- Team's Outstanding Defensive Lineman (Joe Schaffeld Award)
- Pac-10 Conference Defensive Player-of-the-Week (Washington State, Arizona State)
- ESPN The Magazine Academic All-America 1st Team
- Pacific-10 Academic All-Conference 1st Team

**GEOFF SCHWARTZ**

- 1st-Team Pacific-10 All-Conference (Rivals.com)
- 2nd-Team Pacific-10 All-Conference (Coaches)
- East-West Shrine Game
- Bob Officer Award (co-recipient)

**MICHAEL SPEED**

- Pac-10 Academic All-Conference Honorable Mention

**ERIC STEIMER**

- Pac-10 Academic All-Conference Honorable Mention
- Senior Academic/Attitude Award (Elmer Sahlstrom Award)

**JONATHAN STEWART**

- Maxwell Award Semifinalist
- Doak Walker Award Semifinalist
- All-America 1st Team (American Football Coaches Association)
- All-America 2nd Team (Phil Steele Publications)
- All-America 3rd Team (Associated Press)
- All-America Honorable Mention (CollegeFootballNews.com, Sports Illustrated.com)
- 1st-Team Pacific-10 All-Conference (Coaches)
- 1st-Team Pacific-10 All-Conference (Rivals.com)
- Impact by a Skilled Position Player (Duane Cargill Award)
- Pac-10 Conference Offensive Player-of-the-Week (Washington)

**JOSH SYRIA**

- Pacific-10 Conference Honorable Mention (Coaches)

**WALTER THURMOND III**

- 1st-Team Pacific-10 All-Conference (Rivals.com)
- Pacific-10 Conference Honorable Mention (Coaches)

**JOSH TSCHIRGI**

- 2nd-Team Pacific-10 All-Conference (Rivals.com)

**A.J. TUITELE**

- Team's Most Inspirational (Gonyea Award)
- Bob Officer Award (co-recipient)

**WILL TUKUAFU**

- Pacific-10 Conference Honorable Mention (Coaches)
- Team's Top First-Year Player (Len Casanova Award)

**FENUKI TUPOU**

- 2nd-Team Pacific-10 All-Conference (Coaches)

**MAX UNGER**

- All-America 1st Team (Sports Illustrated.com)
- 1st-Team Pacific-10 All-Conference (Coaches)
- 1st-Team Pacific-10 All-Conference (Rivals.com)
- Team's Outstanding Offensive Lineman (Ed Moshofsky Award)

**JAISON WILLIAMS**

- 2nd-Team Pacific-10 All-Conference (Rivals.com)
- Pacific-10 Conference Honorable Mention (Coaches)



A.J. Tuitele