





Thanksgiving Pilgrim Place Card



Supplies: scissors, colored card stock, glue, scotch tape, glitter, decorative pens.

Directions: Write guest name on figure. Cut along straight lines of rectangle at base of figure. When you get to the figure, trim approximately 1/8" away from the figure. Overlap ends of rectangle together to form a circular stand. Tape closed.



Thanksgiving Indian Place Card



Supplies: scissors, colored card stock, glue, scotch tape, glitter, decorative pens.

Directions: Write guest name on figure. Cut along straight lines of rectangle at base of figure. When you get to the figure, trim approximately 1/8" away from the figure. Overlap ends of rectangle together to form a circular stand. Tape closed.

Thanksgiving Turkey Place Card



Supplies: scissors, colored card stock, glue, scotch tape, glitter, decorative pens.

Directions: Write guest name on figure. Cut along straight lines of rectangle at base of figure. When you get to the figure, trim approximately 1/8" away from the figure. Overlap ends of rectangle together to form a circular stand. Tape closed.